



s.90 ACS M/F

Male/Female
1/4" - 2"
ISO 228



QUALITY

- 24h 100% seal test guaranteed
- Dual sealing system allows valve to be operated in either direction making installation easier
- No metal-to-metal moving parts
- No maintenance ever required
- Handle clearly shows ball position
- Silicone-free lubricant on all seals
- Chrome plated brass ball for longer life
- Handle stops on body to avoid stress at stem

BODY

- Hot forged sand blasted, external nickel plated brass body and cap sealed with Loctite® or equivalent thread sealant
- Finest brass according to EN 12165 and EN 12164 specifications

STEM

- Blowout-proof nickel plated brass stem
- Maintenance-free, two O-rings at the stem (EPDM + FPM) for maximum safety

SEALING

- Pure PTFE self-lubricating seats with flexible-lip design

THREADS

- ISO 228 parallel male by female threads

FLOW

- Full port to DIN 3357 for maximum flow

HANDLE

- Geomet® carbon steel handle with thick PVC dip coating. Handle coating offers both thermal and electrical protection
- Handle removable with valve in service

OPTIONS

- Oval lockable handle ①
- Patented locking device ②
- Stainless steel handle (1.4016 / AISI 430) ③
- T-handle ④
- Stem extension
- **RuB** memory stop is designed to be installed with our stubby handle
- Dezincification resistant brass body and components
- Stubby handle

WORKING PRESSURE & TEMPERATURE

- 40 bar (600 PSI) non-shock cold working pressure
- -40°C to +180°C (-40°F to +356°F)
- **WARNING:** freezing of the fluid in the installation may severely damage the valve

UPON REQUEST

- Stainless steel ball (1.4401 / AISI 316)
- Glass filled PTFE seals
- Custom design


PED DIRECTIVE

- According to 2014/68/UE module A: it cannot be used with dangerous gases in sizes larger than 25mm

APPROVED BY OR IN COMPLIANCE WITH

- Water Regulations Advisory Scheme (United Kingdom)
- EAC – Declaration of conformity (Russia, Kazakhstan, Belarus)
- RoHS Compliant (EU)
- Attestation de Conformité Sanitaire (France)

NOTE: approvals apply to specific configurations/sizes only.



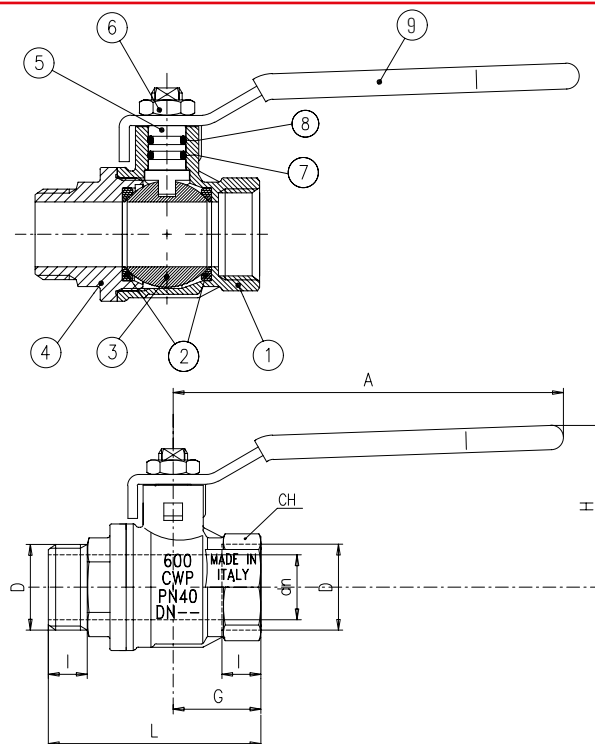
s.90 ACS MF XCES9099M - 6012

Each user should perform his own tests to find out the suitability for his particular application. BONOMI INDUSTRIES makes no warranty, express or implied, as to the shape, fit or function of a product for any application. Contact us or consult with your supplier for additional information on the suitability of the BONOMI INDUSTRIES products with your specific field of use.



PLUMBING

Part description		Q.ty	Material
1	Nickel plated body (external nickel plated, unplated inside)	1	CW617N
2	Seat	2	PTFE
3	Chrome plated ball	1	CW617N
4	Nickel plated end-cap (external nickel plated, unplated inside)	1	CW617N
5	Nickel plated stem O-ring design	1	CW617N
6	Geomet® nut	1	C4C (EN10263-2)
7	O-ring	1	EPDM
8	O-ring	1	FPM
9	Red PVC coated Geomet® steel handle	1	DD11 (EN10111)



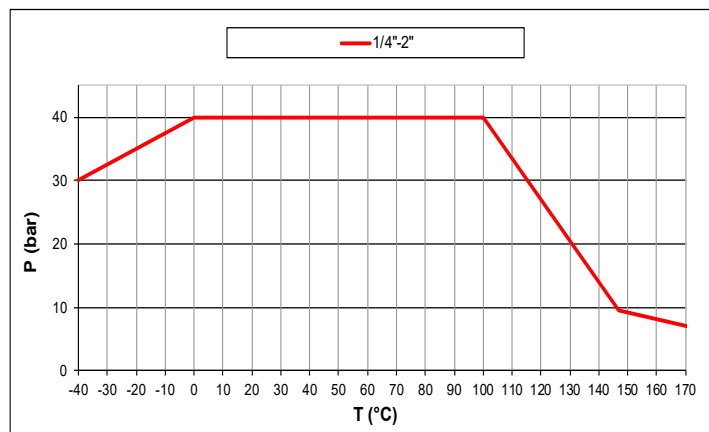
1 1/4"-2" hollow ball

Compliant to CE 2014/68/UE product
Equipment category I Module A

Code	S90B2099	S90C2099	S90D2099	S90E2099	S90F2099	S90G2099	S90H2099	S90I2099
D (Size)	1/4"	3/8"	1/2"	3/4"	1"	1 1/4"	1 1/2"	2"
DN (mm)	8	10	15	20	25	32	40	50
I (mm)	9	9	11	12	14	15	17	19
L (mm)	49	49	60	65.5	77.5	89	100	117
G (mm)	19,5	19,5	25	27	33,5	38,5	45	53
A (mm)	82	82	100	120	120	158	158	158
H (mm)	38	38	43	50	54	73	79	86
CH (mm)	17	20	25	31	38	48	54	66
Kv (m ³ /h)	3,9	8,2	28	42	70	80	125	179

DN shows the nominal flow diameter. Actual flow diameter complies with full port DIN 3357 part 4. Ball valves are marked CE on handle from 1 1/4" to 2": CE XXCODEXX Cat I-A

PRESSURE-TEMPERATURE CHART



PRESSURE DROP CHART

