



s.8043 NPT dielectric

3/4" - 1 1/4"
with tamper proof lockwing



QUALITY

- 24h 100% seal test guaranteed
- No metal-to-metal moving parts
- No maintenance ever required
- Cover clearly shows ball position
- Silicone-free lubricant on all seals
- Chrome plated brass ball for longer life
- Handle stops on body to avoid stresses at stem

BODY

- Hot forged sand blasted, unplated brass body and cap sealed with Loctite® or equivalent thread sealant
- Special design to combine newest technologies in valve and traditional gascock requirements
- Finest brass according to EN 12165 and EN 12164 specifications

STEM

- Blowout-proof unplated brass stem
- Maintenance-free, double FPM O-rings at the stem for maximum safety

SEALING

- Pure PTFE self-lubricating seats with flexible-lip design

THREADS

- NPT taper ANSI B.1.20.1 female by dielectric union female threads

FLOW

- Full port to DIN 3357 for maximum flow

HANDLE

- Hot forged brass tamper proof lockwing

OPTIONS

- Painted gray
- Dielectric union end long or short pattern

WORKING PRESSURE & TEMPERATURE

- 600 PSI (40 bar) non-shock cold working pressure
- 250 PSI (17 bar) non-shock working pressure for LP-Gas
- -40°F to +350°F (-40°C / +170°C)
- **WARNING:** freezing of the fluid in the installation may severely damage the valve

UPON REQUEST

- See s.80
- * For sales within EU: CE marking needed, please contact us

APPROVED BY OR IN COMPLIANCE WITH

- Underwriters Laboratories (United States, Canada):
 - Guide YSDT: LP-Gas shut-off valve
 - Guide YRBX: Flammable liquid shut-off valve
 - Guide YRPV: Gas shut-off valve for use with natural and manufactured gases
- EAC – Declaration of conformity (Russia, Kazakhstan, Belarus)
- RoHS Compliant (EU)
- Canadian standards Association (United States, Canada)

NOTE: approvals apply to specific configurations/sizes only.

s.8043 NPT XCES8043 - 6012

Each user should perform his own tests to find out the suitability for his particular application. BONOMI INDUSTRIES makes no warranty, express or implied, as to the shape, fit or function of a product for any application. Contact us or consult with your supplier for additional information on the suitability of the BONOMI INDUSTRIES products with your specific field of use.

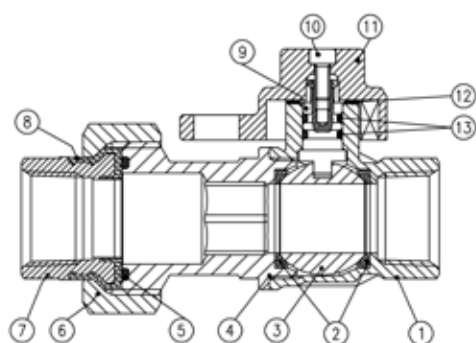


GAS

For sales within EU:
CE marking needed,
please contact us

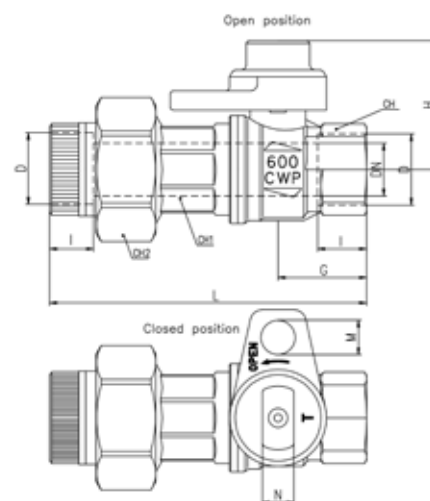
	Part description	Q.ty	Material
1	Unplated body	1	CW617N
2	Seat	2	PTFE
3	Chrome plated ball	1	CW617N
4	Unplated spacer	1	CW617N
5	Tail piece O-Ring	1	FPM
6	Unplated nut	1	CW617N
7	Dielectric tail piece	1	CW617N
8	Insulation	1	Polyamide
9	Unplated stem O-ring design	1	CW617N
10	Stainless steel screw	1	1.4301 / AISI 304
11	Unplated lockwing	1	CW617N
12	Washer	1	PTFE glass filed 25%
13	Stem O-ring	2	FPM

1 1/4" hollow ball



DN shows the nominal flow diameter.
Actual flow diameter complies with full port DIN 3357 part 4.

Code	S80E43	S80F43	S80G43
D (inch)	3/4"	1"	1 1/4"
DN (inch)	0.748	0.945	1.181
I (inch)	0.669	0.827	0.906
L (inch)	4.508	5.157	5.236
G (inch)	1.260	1.594	1.831
A (inch)	1.141	1.141	1.209
H (inch)	1.831	1.988	2.559
M (inch)	0.492	0.492	0.472
N (inch)	0.449	0.449	0.563
CH (inch)	1.220	1.575	1.929
CH1 (inch)	1.220	1.575	1.929
CH2 (inch)	1.811	2.402	2.441
Cv (GPM)	48.5	80.9	92.4



PRESSURE-TEMPERATURE CHART

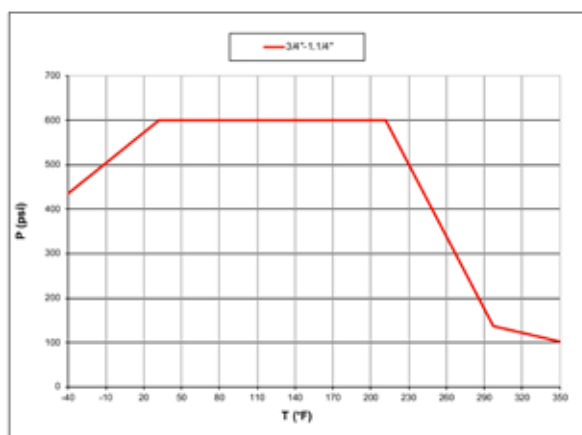


Chart applies to valve

PRESSURE DROP CHART

