



s.6541 NPT

**Female/Female
ISO 5211
full port 1/2" - 1 1/4"
hot forged brass ball valve**



QUALITY

- Dual sealing system allows valve to be operated in either direction making installation easier
- No metal-to-metal moving parts
- No maintenance ever required
- Silicone-free lubricant on all seals
- Chrome plated brass ball for longer life
- 100% seal test guaranteed in according to EN 12266-1 RATE A (intended when the product is in brand new condition)

BODY

- Hot forged sand blasted, external nickel plated brass body and cap sealed with Loctite® or equivalent thread sealant
- Integrated ISO 5211 and DIN 3337 mounting flange for universal connection to actuator
- Finest brass according to EN 12165 and EN 12164 specifications

STEM

- Blowout-proof nickel plated brass stem
- Maintenance- free, double EPDM O-rings at the stem for maximum safety

SEALING

- Pure PTFE self-lubricating seats with flexible-lip design and wear compensation design

THREADS

- NPT taper ANSI B.1.20.1 female by female threads

OPERATING MECHANISM

- Integrated sturdy ISO 5211 flange allows direct mounting of electric and pneumatic actuators, with no bracket or coupling required. See RuB line of electric and pneumatic actuators

OPTIONS

- Rack and pinion pneumatic actuator (spring return or double acting)
- Compact power electric actuator for some sizes

FLOW

- Full port to DIN 3357 for maximum flow

WORKING PRESSURE & TEMPERATURE

- Shell rating: 40 bar (600 PSI) non shock cold working pressure
- Seat rating: Delta P max permissible 16 bar (230 PSI) non shock cold working pressure
- -20°C to +150°C (-4°F to +302°F)
- **WARNING:** freezing of the fluid in the installation may severely damage the valve

UPON REQUEST

- Custom design
- NPT taper ANSI B.1.20.1 female by female threads, unplated body
- * For sales within EU: CE marking needed, please contact us

APPROVED BY OR IN COMPLIANCE WITH

- RoHS Compliant (EU)

NOTE: approvals apply to specific configurations/sizes only.



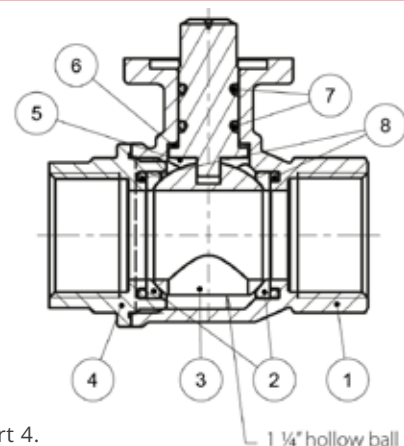
s.6541 NPT XCES6541 - 6012

Each user should perform his own tests to find out the suitability for his particular application. BONOMI INDUSTRIES makes no warranty, express or implied, as to the shape, fit or function of a product for any application. Contact us or consult with your supplier for additional information on the suitability of the BONOMI INDUSTRIES products with your specific field of use.



ACTUATION

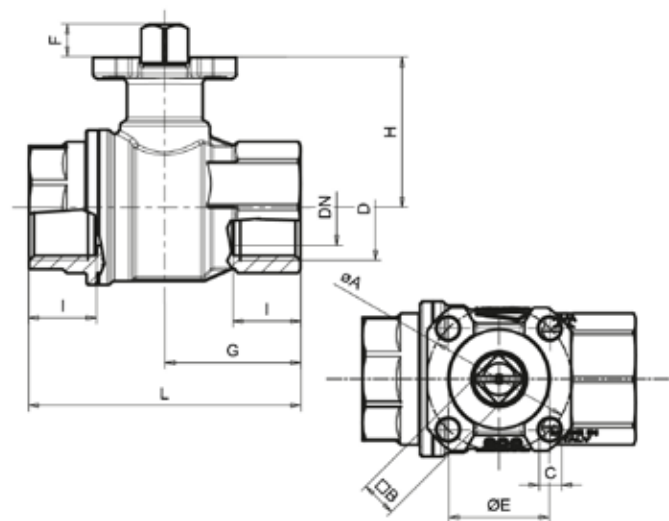
Part description		Q.ty	Material
1	Unplated body	1	CW617N
2	Seat	2	PTFE
3	Chrome plated ball with rinse hole (rinse hole on sizes from 3/4" up to 1 1/4")	1	CW617N
4	Unplated end-cap	1	CW617N
5	Nickel plated stem O-ring design	1	CW617N
6	Washer	1	PTFE carbon filled 25%
7	O-Ring	2	EPDM
8	O-Ring	2	EPDM



DN shows the nominal flow diameter. Actual flow diameter complies with full port DIN 3357 part 4.

For sales within EU:
CE marking needed,
please contact us

Code	S65D41	S65E41	S65F41	S65G41
D (inch)	1/2"	3/4"	1"	1 1/4"
DN (inch)	0.59	0.79	0.98	1.26
I (inch)	0.61	0.67	0.83	0.91
L (inch)	2.5	2.68	3.35	3.82
G (inch)	1.24	1.34	1.67	1.91
ØA (inch)	1.42	1.42	1.42	1.42
□B (inch)	0.35	0.35	0.35	0.35
C (inch)	0.22	0.22	0.22	0.22
ØE (inch)	0.98	0.98	0.98	0.98
F (inch)	0.29	0.33	0.33	0.33
H (inch)	1.22	1.50	1.63	1.89
CH (inch)	0.98	1.22	1.57	1.93
Flange connection DIN ISO 522 DIN 3337	F03	F03	F03	F03
CV (GPM)	32.30	41.60	71.60	91.30



TORQUE FOR ACTUATOR SIZING IN-LB

Delta P -->	0÷230 PSI	
	to open	to close
1/2"	31	27
3/4"	37.5	33
1"	40	35.5
1 1/4"	44.5	40

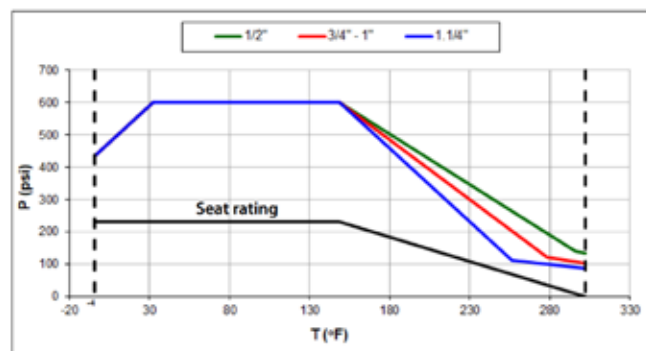
TORQUE CORRECTION FACTORS

Valve torque can vary according to operating frequency, temperature and friction characteristics of the media.

If media has more or less friction than water, multiply torque by the following factors:

Lubricating oils or liquids	0.8
Dry gases, natural gas	1.5
Slurries or liquids bearing abrasive particles	1.5÷2.5

PRESSURE-TEMPERATURE CHART



PRESSURE DROP CHART

