



# s.33

**Female/Female**  
**1/4" - 2"**

**EN 10226-1, heavy duty, packing gland**



## QUALITY

- 24h 100% seal test guaranteed
- Dual sealing system allows valve to be operated in either direction making installation easier
- No metal-to-metal moving parts
- No maintenance ever required
- Handle clearly shows ball position
- Silicone-free lubricant on all seals
- Chrome plated brass ball for longer life
- Handle stops on body to avoid stresses at stem

## BODY

- Hot forged sand blasted, nickel plated brass body and cap sealed with Loctite® or equivalent threads sealant
- Finest brass according to EN 12165 and EN 12164 specifications

## STEM

- Blowout-proof nickel plated brass stem
- Pure PTFE adjustable packing gland and reinforced washer for lower torque and easy maintenance

## SEALING

- Pure PTFE self-lubricating seats with flexible-lip design

## THREADS

- EN 10226-1, ISO 228 parallel female by female threads

## FLOW

- 100 % full port for maximum flow

## HANDLE

- Geomet® carbon steel handle with thick PVC dip coating. Handle coating offers both thermal and electrical protection
- **WARNING:** do not exceed reasonable temperature and/or electrical load

## WORKING PRESSURE & TEMPERATURE

- 65 bar (940 PSI) up to 1", 40 bar (600 PSI) over 1" non- shock cold working pressure
- -40°C to +170°C (-40°F to +350°F)
- **WARNING:** freezing of the fluid in the installation may severely damage the valve

## UPON REQUEST

- Stainless steel ball and/or stem (1.4401 / AISI 316)
- Glass filled PTFE seals
- Custom design

## PED DIRECTIVE

- According to 2014/68/UE module A: it cannot be used with dangerous gases in sizes larger than 25mm


## APPROVED BY OR IN COMPLIANCE WITH

- RoHS Compliant (EU)
- EAC – Declaration of conformity (Russia, Kazakhstan, Belarus)

**NOTE:** approvals apply to specific configurations/sizes only.

## OPTIONS

- Oval lockable handle ①
- Patented locking device ②
- Stainless steel handle (1.4016 / AISI 430) ③
- T-handle ④



## s.33 XCES33 - 6012

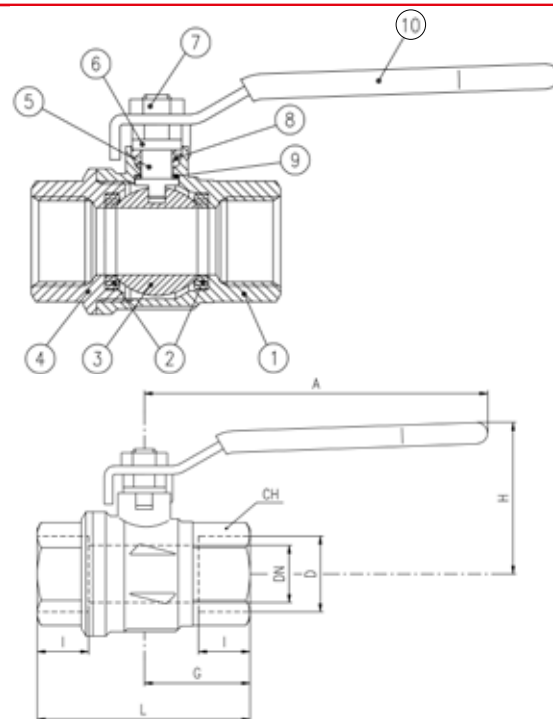
Each user should perform his own tests to find out the suitability for his particular application. BONOMI INDUSTRIES makes no warranty, express or implied, as to the shape, fit or function of a product for any application. Contact us or consult with your supplier for additional information on the suitability of the BONOMI INDUSTRIES products with your specific field of use.



INDUSTRY

	Part description	Q.ty	Material
1	Nickel plated body	1	CW617N
2	Seat	2	PTFE
3	Chrome plated ball	1	CW617N
4	Nickel plated end-cap	1	CW617N
5	Nickel plated stem packing gland design	1	CW617N
6	Nickel plated gland nut	1	CW617N
7	Geomet® nut	1	CB4FF (EN10263-2)
8	Packing gland seal	1	PTFE
9	Washer	1	PTFE carbon filled 25%
10	Black PVC coated Geomet® steel handle	1	DD11 (EN10111)

1 1/4"-2" hollow ball

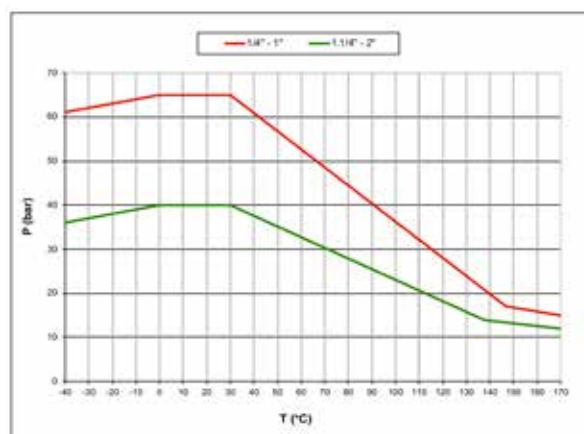


Compliant to CE 2014/68/UE product  
Equipment category I Module A

Code	S33B00	S33C00	S33D00	S33E00	S33F00	S33G00	S33H00	S33I00
D (inch)	1/4"	3/8"	1/2"	3/4"	1"	1 1/4"	1 1/2"	2"
DN (mm)	8	10	15	20	25	32	40	50
I (mm)	14	14	16.5	19	22.5	25	26	29
L (mm)	51	51	61	74.5	90.5	104	117	135
G (mm)	25.5	25.5	30.5	37	45.5	52	59	67.5
A (mm)	82	82	100	120	120	158	158	158
H (mm)	39.5	39.5	43	52.5	56.5	78	85	91.5
CH (mm)	22	22	27	32	41	50	55	70
PN (Bar)	65	65	65	65	65	40	40	40
Kv (m3/h)	4.1	8.7	28	60	100	95	179	233

Ball valves are marked CE on handle from 1 1/4" to 2" as follow:  
CE XXCODEXX Cat I-A

### PRESSURE-TEMPERATURE CHART



### PRESSURE DROP CHART

