



s.82 NPT

**Female/Female
1/2" - 2" side drain**



QUALITY

- 24h 100% seal test guaranteed
- Dual sealing system allows valve to be operated in either direction making installation easier
- No metal-to-metal moving parts
- No maintenance ever required
- Handle clearly shows ball position
- Silicone-free lubricant on all seals
- Handle stops on body to avoid stress at stem
- Chrome plated brass ball for longer life

BODY

- Hot forged sand blasted, unplated brass body and cap sealed with Loctite® or equivalent thread sealant
- Side drain allows easy and safe downstream line venting
- Finest brass according to EN 12165 and EN 12164 specifications

STEM

- Blowout-proof nickel plated brass stem
- Maintenance-free, double FPM O-rings at the stem for maximum safety

SEALING

- Pure PTFE self-lubricating seats with flexible-lip design

THREADS

- NPT taper ANSI B.1.20.1 female by female threads
- 1/4" NPT side tap

FLOW

- Full port to DIN 3357 for maximum flow

HANDLE

- Geomet® carbon steel handle with thick PVC dip coating. Handle coating offers both thermal and electrical protection
- Handle removable with valve in service
- **WARNING:** do not exceed reasonable temperature and/or electrical load

WORKING PRESSURE & TEMPERATURE

- 600 PSI (40 bar) non-shock cold working pressure
- 250 PSI (17 bar) non-shock working pressure for LP-Gas
- -40°F/+350°F (-40°C / +170°C)
- **WARNING:** freezing of the fluid in the installation may severely damage the valve

UPON REQUEST

- Stainless steel ball and/or stem (1.4401 / AISI 316)
- Glass filled PTFE seals
- Custom design
- Dual side drain port

APPROVED BY OR IN COMPLIANCE WITH

- Canadian standards Association (United States, Canada)
- EAC – Declaration of conformity (Russia, Kazakhstan, Belarus)
- RoHS Compliant (EU)
- Underwriters Laboratories (United States, Canada):
 - Guide YSDT: LP-Gas shut-off valve
 - Guide YRBX: Flammable liquid shut-off valve
 - Guide YRPV: Gas shut-off valve for use with natural and manufactured gases
 - Guide MHKZ: No. 6 oil at 250°F

NOTE: approvals apply to specific configurations/sizes only.

OPTIONS

- Stem extension
- Oval lockable handle ¹
- **RuB** memory stop designed to be installed with our stubby handle ²
- Stainless steel handle (1.4016 / AISI 430) ³
- Stubby handle ⁴
- T-handle ⁵
- Patented locking device

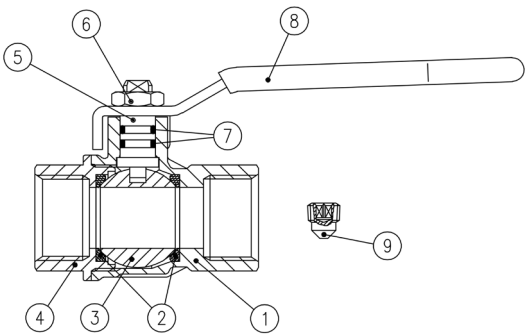


s.82 NPT XCES82 - 5813

Each user should perform his own tests to find out the suitability for his particular application. BONOMI INDUSTRIES makes no warranty, express or implied, as to the shape, fit or function of a product for any application. Contact us or consult with your supplier for additional information on the suitability of the BONOMI INDUSTRIES products with your specific field of use.

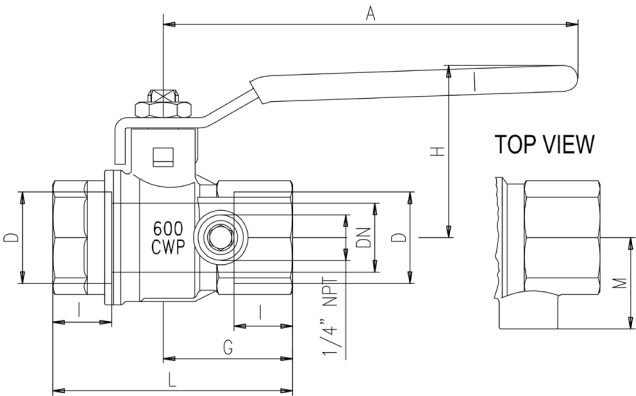


Part description		Q.ty	Material
1	Unplated body	1	CW617N
2	Seat	2	PTFE
3	Chrome plated ball	1	CW617N
4	Unplated NPT end-cap	1	CW617N
5	Nickel plated stem O-ring design	1	CW617N
6	Geomet® nut	1	C4C (EN10263-2)
7	O-Ring	2	FPM
8	Yellow PVC coated Geomet® steel handle	1	DD11 (EN10111)
9	Unplated plug	1	CW617N



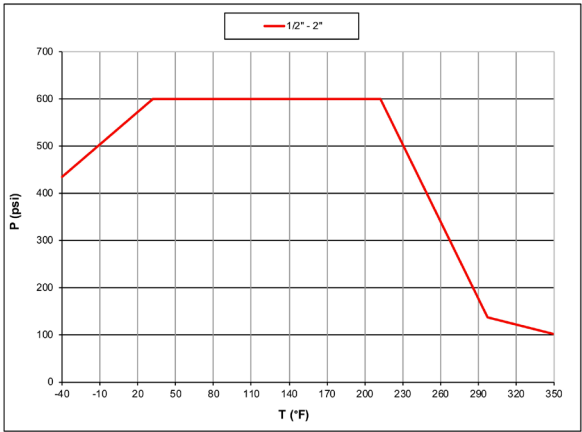
1 1/4"-2" hollow ball

Code	S82D41	S82E41	S82F41	S82G41	S82H41	S82I41
D (inch)	1/2"	3/4"	1"	1 1/4"	1 1/2"	2"
DN (inch)	0.591	0.748	0.945	1.181	1.496	1.890
I (inch)	0.610	0.669	0.827	0.906	0.906	1.043
L (inch)	2.559	2.736	3.406	3.878	4.232	4.961
G (inch)	1.398	1.476	1.811	2.047	2.224	2.579
A (inch)	3.937	4.724	4.724	6.220	6.220	6.220
H (inch)	1.679	1.956	2.114	2.858	3.094	3.370
M (inch)	0.964	1.063	1.200	1.338	1.516	1.752
CH (inch)	0.984	1.220	1.575	1.929	2.126	2.697
Cv (GPM)	32.3	48.5	80.9	92.4	144.4	206.8



DN shows the nominal flow diameter. Actual flow diameter complies with full port DIN 3357 part 4.

PRESSURE-TEMPERATURE CHART



PRESSURE DROP CHART

