




s.80 NPT surepass

3/4" - 1"
175 PSI
bypassing gas meter valve

One quick turn switches valve from normal metered flow to bypass mode for rapid on-line servicing of meter or regulator.



QUALITY

- No metal-to-metal moving parts
- No maintenance or lubrication ever required
- Every valve production tested twice for internal or external leakage
- Meets all applicable parts to DoT 192
- Customer service never interrupted
- Chrome plated brass ball
- Gas theft discouraged by plastic security plug in bypass port and port inaccessible when barrel lock in use

BODY

- Rust-proof forged brass body, ball, stem and lockwing

STEM

- Maintenance-free, double FPM O-rings at the stem for maximum safety, eliminate gas emissions

SEALING

- Pure PTFE seats with flexible-lip design

THREADS

- NPT taper ANSI B1.20.1 female by dielectric union female threads

FLOW

- Full port to DIN 3357 for maximum flow
- Full 100 SCFH gas flow during bypassing

HANDLE

- Tamper proof lockwing
- Single lever operation for positive switch from metering to bypassing

OPTIONS

- Painted gray
- By-pass hose assembly
- Dielectric union end long or short pattern


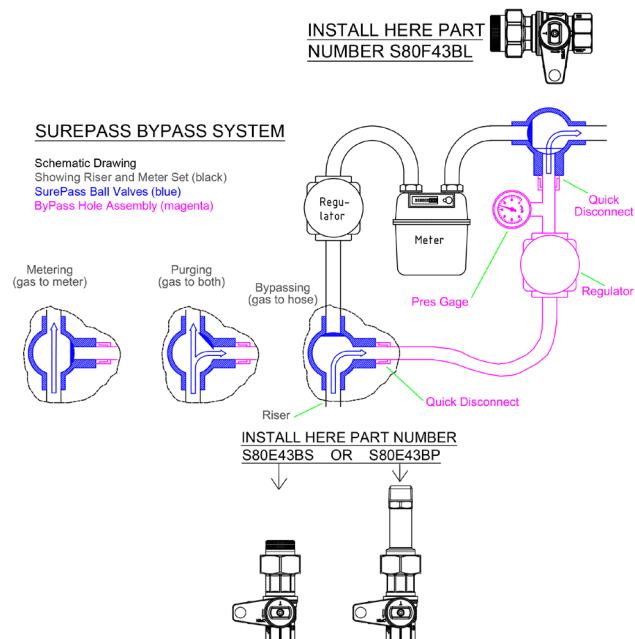
WORKING PRESSURE & TEMPERATURE

- 175 PSI non-shock cold working pressure
- -40°F/ +350°F
- **WARNING:** freezing of the fluid in the installation may severely damage the valve

APPROVED BY OR IN COMPLIANCE WITH

- Canadian standards Association (United States, Canada)
- EAC – Declaration of conformity (Russia, Kazakhstan, Belarus)
- RoHS Compliant (EU)

NOTE: approvals apply to specific configurations/sizes only.



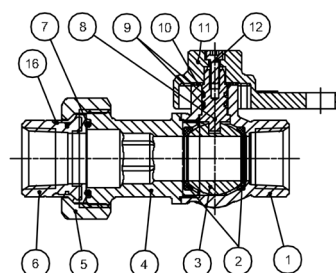
Tamper proof seal

s.80 NPT SUREPASS XCES80SP - 5813

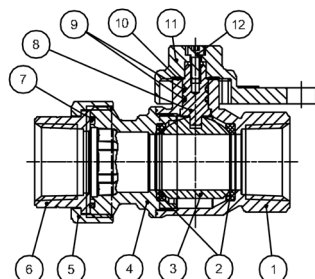
Each user should perform his own tests to find out the suitability for his particular application. BONOMI INDUSTRIES makes no warranty, express or implied, as to the shape, fit or function of a product for any application. Contact us or consult with your supplier for additional information on the suitability of the BONOMI INDUSTRIES products with your specific field of use.



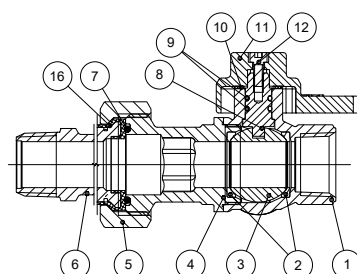
	Part description	Q.ty	Material
1	Sand blasted body	1	CW617N
2	Seat	2	PTFE glass filled 5-15%
3	Chrome plated ball	1	CW617N
4	Sand blasted end-cap	1	CW617N
5	Nut	1	CW617N
6	NPT female tail piece	1	CW617N
7	O-Ring	1	FPM
8	Stem O-Ring design	1	CW617N
9	O-Ring	2	FPM
10	Washer	1	PTFE glass filled 25%
11	Sand blasted lockwing	1	CW617N
12	Stainless steel screw	1	1.4301 / AISI304
13	Plug	1	CW617N
14	Security plug	1	Polystyrene
15	O-Ring	1	FPM
16	Insulation (for 3/4")	1	Polyamide



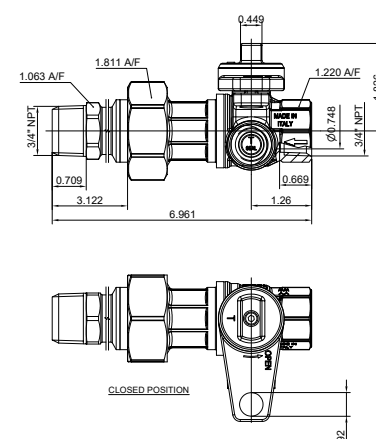
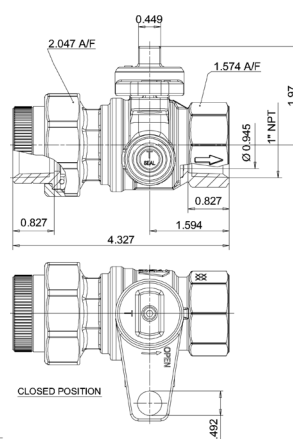
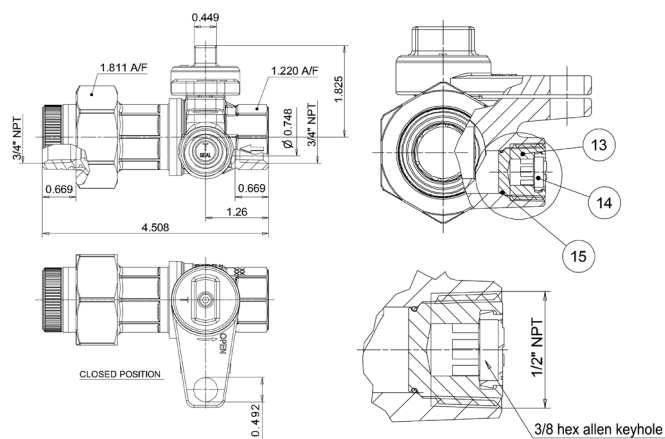
S80E43BS



S80F43BL



S80E43BP



DN shows the nominal flow diameter. Actual flow diameter complies with full port DIN 3357 part 4.

