




s.35 BSPT high pressure

Female/Female
1/8" - 1/2"
ISO 7/1, BS21 mini ball valve



QUALITY

- Dual sealing system allows valve to be operated in either direction making installation easier
- No metal-to-metal moving parts
- No maintenance ever required
- Silicone-free lubricant on all seals
- Chrome plated brass ball for longer life
- Each valve is seal tested for maximum safety
- Handle/ stem clearly shows ball position

BODY

- One piece drawn sand blasted brass body with extremely compact design
- Finest brass according to EN 12164 specification
- Patent n. 7011-B/89

STEM

- Blowout-proof brass stem with FPM O-ring
- Maintenance-free thanks to FPM O-ring at the stem for maximum safety

SEALING

- Pure PTFE self-lubricating seats with flexible-lip design

THREADS

- ISO 7/1 BSPT taper threads

HANDLE

- Reinforced nylon black wedge handle removable with valve in service
- **WARNING:** do not exceed reasonable temperature and/or electrical load

WORKING PRESSURE & TEMPERATURE

- 30 bar (450 PSI) non-shock cold working pressure
- -20°C to +90°C (-4°F to +200°F)
- +120°C (+250°F) screw driver version and metal wedge handle
- **WARNING:** freezing of the fluid in the installation may severely damage the valve

UPON REQUEST

- Aluminum body
- Dezincification resistant brass CW602N

PED DIRECTIVE

- The product meets the requirements of PED Directive 2014/68/UE and according to art.4 par.3, it does not require CE marking

APPROVED BY OR IN COMPLIANCE WITH

- EAC – Declaration of conformity (Russia, Kazakhstan, Belarus)
- RoHS Compliant (EU)

NOTE: approvals apply to specific configurations/sizes only.

OPTIONS

- Male by female threads
- Screw driver or wrench operated
- Nylon wedge handle yellow, red or green
- Metal wedge handle available in colours red, black, yellow, green, light blue, chrome plated
- Grey wedge handle in Grivory® -high performing polymer
- Additional connection options on demand



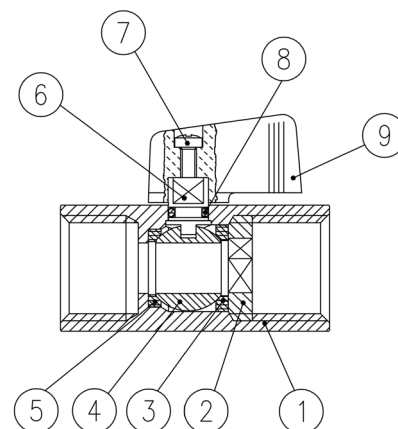
s.35 BSPT XCES35B - 5813

Each user should perform his own tests to find out the suitability for his particular application. BONOMI INDUSTRIES makes no warranty, express or implied, as to the shape, fit or function of a product for any application. Contact us or consult with your supplier for additional information on the suitability of the BONOMI INDUSTRIES products with your specific field of use.

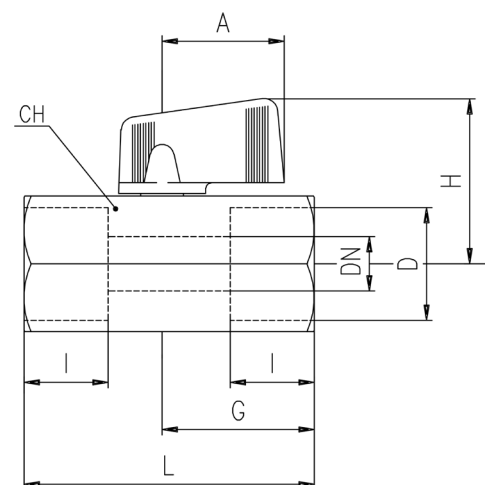


PNEUMATIC

Part description		Q.ty	Material
1	Chrome plated body	1	CW617N
2	Retainer nut	1	CW617N
3	Retainer seat	1	PTFE
4	Chrome plated ball	1	CW617N
5	Body seat	1	PTFE
6	Unplated stem	1	CW617N
7	Zinc plated screw	1	C10C (EN10263-2)
8	O-Ring	1	FPM
9	Black handle	1	Nylon glass filled 30%

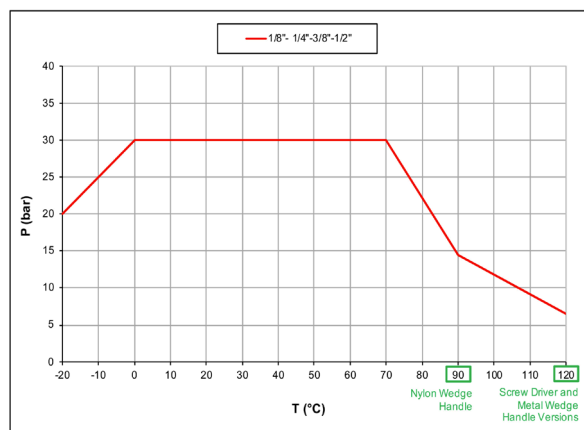


Code	S35AW0	S35BW0	S35CW0	S35DW0
D (inch)	1/8"	1/4"	3/8"	1/2"
DN (mm)	6	8	8	10
I (mm)	11	12	12	15.5
L (mm)	43.5	43.5	43.5	53.5
G (mm)	23	23	23	28
A (mm)	22.5	22.5	22.5	22.5
H (mm)	31	31	31	33
CH (mm)	21	21	21	25
Kv (m³/h)	1.7	4.2	3.6	5



DN shows the nominal flow diameter.

PRESSURE-TEMPERATURE CHART



PRESSURE DROP CHART

