



s.20 DZR M/F


**Male/Female
3/8" - 1 1/4"**

ISO 228, dezincification-resistant

Several governmental authorities recommend use of special alloys for valves handling water in areas where there is a problem of dezincification. **RuB** DZR valves are designed to meet such requirements.

Through the use of new technology these valves retain the reliability and competitiveness of brass, but are comparable to bronze in corrosion resistance.

Be kind with yourself, make sure the valve that brings you pure fresh water is an **RuB** DZR valve.



QUALITY

- 24h 100% seal test guaranteed
- Dual sealing system allows valve to be operated in either direction making installation easier
- No metal-to-metal moving parts
- No maintenance ever required
- Handle clearly shows ball position
- Silicone-free lubricant on all seals
- Chrome plated DZR brass ball for longer life
- Handle stops on body to avoid stress at stem

BODY

- Hot forged sand blasted DZR unplated body and cap sealed with Loctite® or equivalent thread sealant
- Dezincification resistant ADZ-T and ADZ-P brass approved to SBN-PFS 1983:2 and NR-BFS 1988:18 specifications

STEM

- Maintenance-free, double FPM O-rings at the stem for maximum safety
- Blowout-proof unplated DZR brass stem

SEALING

- Pure PTFE self-lubricating seats with flexible-lip design

THREADS

- ISO 228 parallel male by female threads

FLOW

- Full port to DIN 3357 for maximum flow

HANDLE

- Geomet® carbon steel handle with thick PVC dip coating. Handle coating offers both thermal and electrical protection
- Handle removable with valve in service
- **WARNING:** do not exceed reasonable temperature and/or electrical load

WORKING PRESSURE & TEMPERATURE

- 30 bar (450 PSI) non-shock cold working pressure
- -40°C to +170°C (-40°F to +350°F)
- **WARNING:** freezing of the fluid in the installation may severely damage the valve

UPON REQUEST

- Stainless steel ball (1.4401 / AISI 316)
- Glass filled PTFE seals
- Custom design

PED DIRECTIVE

- According to 2014/68/UE module A: it cannot be used with dangerous gases in sizes larger than 25mm

APPROVED BY OR IN COMPLIANCE WITH

- RoHS Compliant (EU)
- EAC – Declaration of conformity (Russia, Kazakhstan, Belarus)
- KIWA Regulation 4 a.k.a. KUKreg4 (United Kingdom)
- Water Regulations Advisory Scheme (United Kingdom)

NOTE: approvals apply to specific configurations/sizes only.

OPTIONS

- Oval lockable handle ①
- Patented locking device ②
- Stainless steel handle (1.4016 / AISI 430) ③
- **RuB** memory stop designed to be installed with our stubby handle
- T-handle ④
- CW617N brass body and components ⑤
- Brass stem extension ⑤
- Stubby handle

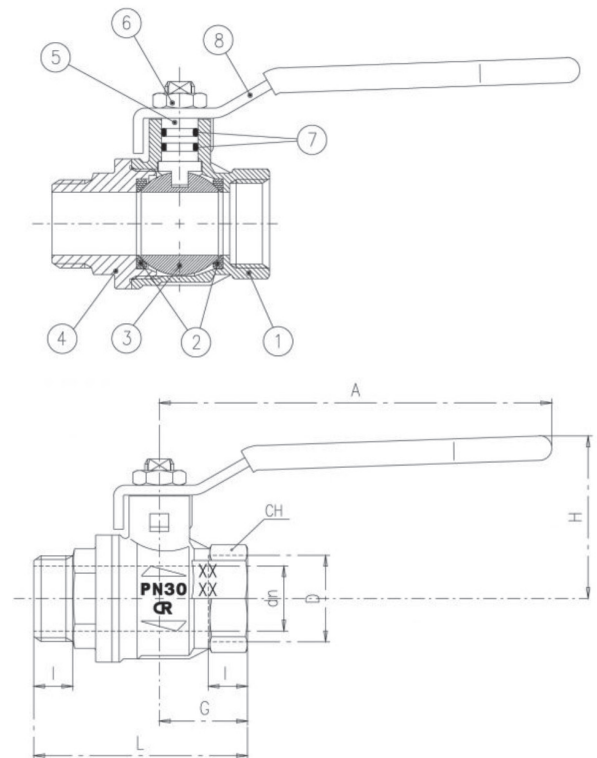


s.20 DZR MF XGES20M - 5813

Each user should perform his own tests to find out the suitability for his particular application. BONOMI INDUSTRIES makes no warranty, express or implied, as to the shape, fit or function of a product for any application. Contact us or consult with your supplier for additional information on the suitability of the BONOMI INDUSTRIES products with your specific field of use.



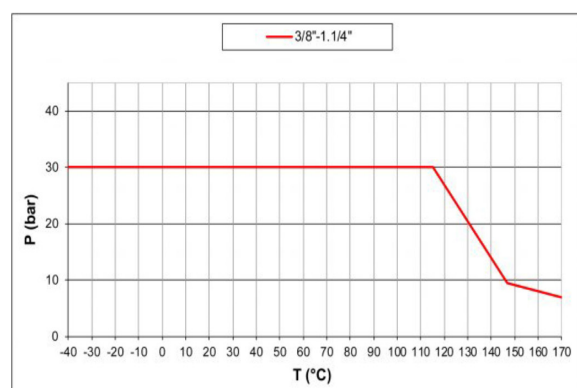
	Part description	Q.ty	Material
1	Unplated body	1	CW602N
2	Ball seat	2	PTFE
3	Chrome plated ball	1	CW602N
4	Unplated end-cap	1	CW602N
5	Unplated stem O-ring design	1	CW602N
6	Geomet® nut	1	C4C (EN10263-2)
7	O-Ring	2	FPM
8	White PVC coated Geomet® steel handle	1	DD11 (EN10111)



Code	S20C20	S20D20	S20E20	S20F00	S20200
D (inch)	3/8"	1/2"	3/4"	1"	1 1/4"
DN (mm)	10	15	20	25	32
I (mm)	9	11	12	14	15
L (mm)	49	60	65.5	77.5	89
G (mm)	19.5	25	27	33.5	38.5
A (mm)	82	100	120	120	158
H (mm)	38	43	50	54	73
CH (mm)	20	25	31	38	48
Kv (m³/h)	8.2	28	42	70	80

DN shows the nominal flow diameter. Actual flow diameter complies with full port DIN 3357 part 4

PRESSURE-TEMPERATURE CHART



PRESSURE DROP CHART

