



Puri-T 264 NPT

Female/Female
1/2" - 1 1/2"
Lead Free, ISO 5211

All surfaces of this product in contact with drinking water contain less than 0.25% of lead in compliance with U.S. law



QUALITY

- Certified by CSA International to comply with U.S. s3874, California AB1953, and similar laws of other states for the safe handling of drinking water
- 24h 100% seal test guaranteed
- Dual sealing system allows valve to be operated in either direction making installation easier
- No metal-to-metal moving parts
- No maintenance ever required
- Silicone-free lubricant on all seals
- Chrome plated lead free brass ball for longer life

BODY

- Hot forged sand blasted, unplated lead free brass body and cap sealed with Loctite® or equivalent thread sealant
- Integrated ISO 5211 and DIN 3337 mounting flange for universal connection to actuator
- Finest brass according to EN 12165 and EN 12164 specifications

STEM

- Blowout-proof nickel plated lead free brass stem
- Maintenance-free, double FPM O-rings at the stem for maximum safety

SEALING

- Reinforced PTFE self-lubricating seats with flexible-lip and wear compensation design

THREADS

- NPT taper ANSI B.1.20.1 female by female threads

FLOW

- 100% full port for maximum flow

OPERATING MECHANISM

- Integrated sturdy ISO 5211 flange allows direct mounting of electric and pneumatic actuators, with no bracket or coupling required. See **RuB** line of electric and pneumatic actuators.

WORKING PRESSURE & TEMPERATURE

- 600 PSI up to 3/4" size
- For 1" size up to 1 1/2" size:
- Shell rating: 600 PSI
- Seat rating: Delta P max permissible 230 PSI
- non-shock cold working pressure
- For general use: -4°F/+350°F
- NSF 61 limits (CSA approval): tested for use in continuous exposure to water of ambient temperature
- **WARNING:** freezing of the fluid in the installation may severely damage the valve

UPON REQUEST

- Custom design

APPROVED BY OR IN COMPLIANCE WITH

- EAC – Declaration of conformity (Russia, Kazakhstan, Belarus)
- Certified by CSA International for Drinking Water to NSF/ANSI 61 – NSF/ANSI 372 (United States)
- RoHS Compliant (EU)

NOTE: approvals apply to specific configurations/sizes only.

OPTIONS

- Rack and pinion pneumatic actuator (spring return or double acting)
- Compact power electric actuator for some sizes
- Manual lockable handle



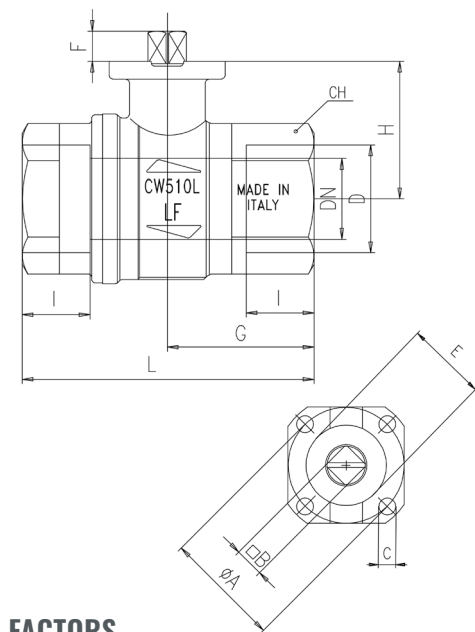
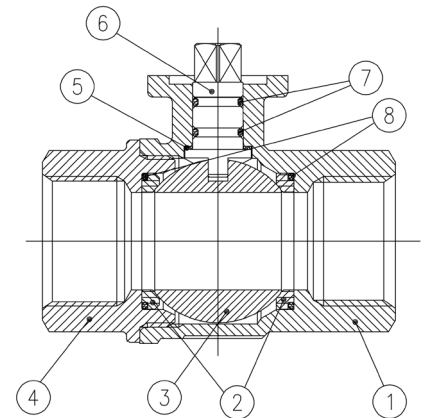
PURI-T 264 XCET264 - 5813

Each user should perform his own tests to find out the suitability for his particular application. BONOMI INDUSTRIES makes no warranty, express or implied, as to the shape, fit or function of a product for any application. Contact us or consult with your supplier for additional information on the suitability of the BONOMI INDUSTRIES products with your specific field of use.



	Part description	Q.ty	Material
1	Unplated NPT body	1	CW510L
2	Ball seat	2	PTFE graphite filled 15%
3	Chrome plated ball	1	CW510L
4	Unplated NPT end-cap	1	CW510L
5	Washer	1	PTFE carbon filled 25%
6	Nickel plated stem O-ring design	1	CW510L
7	O-Ring	2	FPM
8	O-Ring	2	FPM

Code	T264D41	T264E41	T264F41	T264G41	T264H41
D (inch)	1/2"	3/4"	1"	1 1/4"	1 1/2"
DN (inch)	0,59	0,787	0,984	1,259	1,575
I (inch)	0,61	0,708	0,827	0,905	0,964
L (inch)	2,598	2,933	3,563	4,094	4,606
G (inch)	1,201	1,457	1,791	2,047	2,322
H (inch)	1,22	1,516	1,673	1,941	2,441
CH (inch)	1,063	1,260	1,614	1,968	2,165
ØA (inch)	1,417	1,417	1,417	1,417	1,968
□B (inch)	0,354	0,354	0,354	0,354	0,551
C (inch)	0,22	0,22	0,22	0,22	0,260
E (inch)	0,984	0,984	0,984	0,984	1,378
F (inch)	0,295	0,335	0,335	0,335	0,571
Flange connection	F03	F03	F03	F03	F05
Cv (GPM)	32,3	69,3	115,5	179,1	283,1

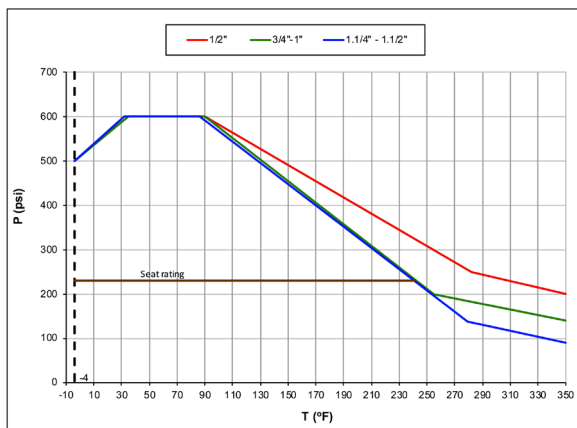


TORQUE FOR ACTUATOR SIZING IN-LB

Delta P -->	0÷200 PSI		600 PSI	
Valve size	to open	to close	to open	to close
1/2"	25	15	25	15
3/4"	33	20	33	20

Delta P -->	0÷90 PSI		>90÷230 PSI	
Valve size	to open	to close	to open	to close
1"	19	19	31	31
1 1/4"	22	22	35	35
1 1/2"	51	51	84	84

PRESSURE-TEMPERATURE CHART



For general use

TORQUE CORRECTION FACTORS

Valve torque can vary according to operating frequency, temperature and friction characteristics of the media. If media has more or less friction than water, multiply torque by the following factors:

Lubricating oils or liquids	0.8
Dry gases, natural gas	1.5
Slurries or liquids bearing abrasive particles	1.5÷2.5

PRESSURE DROP CHART

