



# k.60 spring return

**Female/Female**  
**1/4" - 2", heavy duty - DIN 16722 M3 EN 10226-1**

Access to fluid systems in public places could potentially convert into costs and safety problems. In order to avoid unattended valves being left open with negative economic or environmental consequences, **RuB** developed the automatic self-closing valve. The valve can be opened normally by rotating the handle 90° and when the user releases the handle, the valve shuts off automatically. Best solution for service stations, trucks, public areas, gardens. The same feature is useful in industrial applications, where a valve must not be left open unattended.

## HIGH TEMPERATURE RESISTANCE

Now approved for HTB use (Hochtemperaturbeständigkeit) - Class B 0,1 (0,1 bar @650°C for at least 30 minutes).



**H2 READY:** product approved in EU acc.to EN331 (sizes 1/4" to 2") for the 1st, 2nd and 3rd gas families, therefore compatible with hydrogen use up to 50% in the gas mixture, as established in the 1st gas family of the EN437 (ref. G110)



## QUALITY

- 24h 100% seal test guaranteed
- Dual sealing system allows valve to be operated in either direction making installation easier
- No metal-to-metal moving parts
- No maintenance ever required
- Handle clearly shows ball position
- Silicone-free lubricant on all seals
- Handle stops on body to avoid stresses at stem
- Chrome plated brass ball for longer life

## BODY

- Hot forged sand blasted, nickel plated brass body and cap sealed with Loctite® or equivalent thread sealant
- Valve length according to DIN 16722 M3 for sizes from 3/8" to 2" (DN10 to DN50). Size 1/4" (DN 8) complies to DIN 3202 M3.
- Finest brass according to EN 12165 and EN 12164 specifications

## STEM

- Blowout-proof nickel plated brass stem
- Maintenance-free, double FPM O-rings at the stem for maximum safety

## SEALING

- Pure PTFE self-lubricating seats with flexible-lip design

## THREADS

- EN 10226-1, ISO 228 parallel female by female threads

## FLOW

- 100% full port for maximum flow

## HANDLE

- Robust spring ensures auto shutt-off with max pressure in valve
- Geomet® carbon steel handle with thick PVC dip coating. Handle coating offers both thermal and electrical protection
- **WARNING:** do not exceed reasonable temperature and/or electrical load

## WORKING PRESSURE & TEMPERATURE

- 65 bar (940 PSI) up to 1", 40 bar (600 PSI) over 1" non-shock cold working pressure
- -20°C to +170°C (-4°F to +350°F)
- For use with dangerous fluids temperature rating is
- -20°C to +60°C (-4°F to +140°F) and pressure rating is
- 5 bar (72 PSI) / **HTB** Class B 0,1
- **WARNING:** freezing of the fluid in the installation may severely damage the valve

## UPON REQUEST

- Stainless steel ball (1.4401 / AISI 316)
- Custom design
- Stainless steel handle (1.4016 / AISI 430)

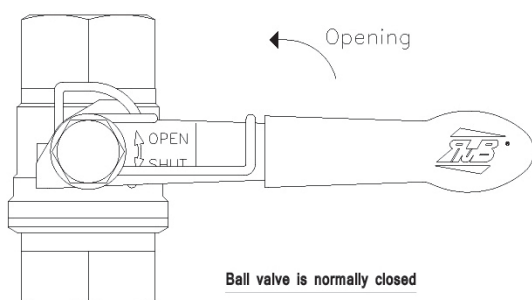
## PED DIRECTIVE

- Assessment according to Pressure Equipment Directive 2014/68/UE module B+D by ICIM (0425)

## APPROVED BY OR IN COMPLIANCE WITH

- DVGW (Germany) – MOP 5 B 0,1
- RoHS Compliant (EU)
- EAC – Declaration of conformity (Russia, Kazakhstan, Belarus)

**NOTE:** approvals apply to specific configurations/sizes only.



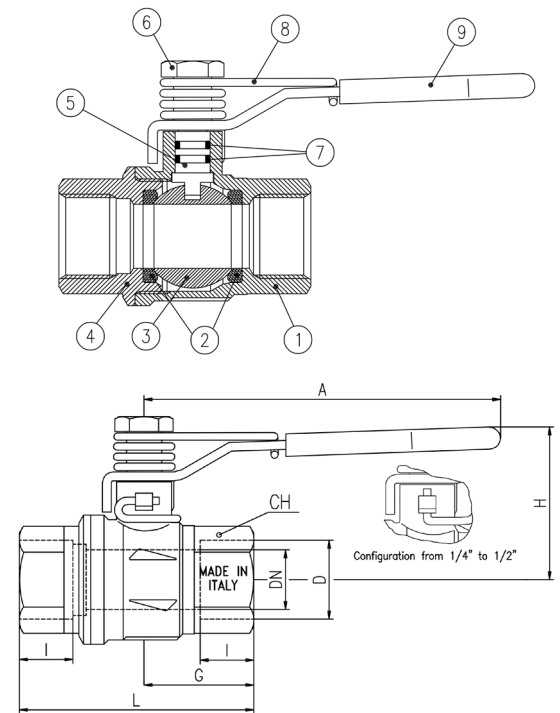
## k.60 spring return XCEK60MR - 5813

Each user should perform his own tests to find out the suitability for his particular application. BONOMI INDUSTRIES makes no warranty, express or implied, as to the shape, fit or function of a product for any application. Contact us or consult with your supplier for additional information on the suitability of the BONOMI INDUSTRIES products with your specific field of use.



	Part description	Q.ty	Material
1	Nickel plated body	1	CW617N
2	Seat	2	PTFE
3	Chrome plated ball	1	CW617N
4	Nickel plated end-cap	1	CW617N
5	Nickel plated stem O-ring design	1	CW617N
6	Unplated spring nut	1	CW617N
7	O-Ring	2	FPM
8	Spring return	1	1.4310 (AISI 302)
9	Yellow PVC coated Geomet® steel handle	1	DC01

1 1/4"-2" hollow ball

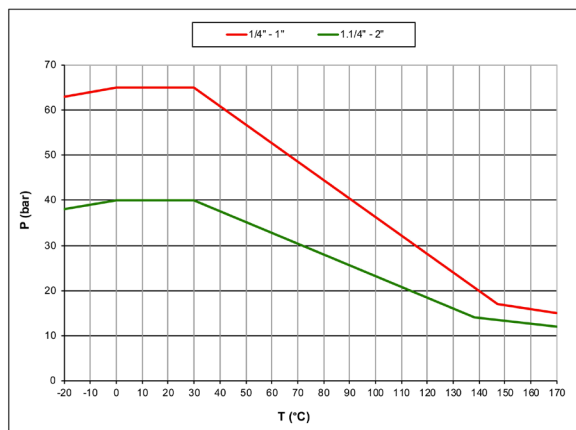


Compliant to CE 2014/68/UE product Equipment category III Module B+D

Code	S60B05M	S60C05M	S60D05M	S60E05M	S60F05M	S60G05M	S60H05M	S60I05M
D (inch)	1/4"	3/8"	1/2"	3/4"	1"	1 1/4"	1 1/2"	2"
DN (mm)	8	10	15	20	25	32	40	50
I (mm)	14	14	16.5	19	22.5	25	26	29
L (mm)	50	60	75	80	90	110	120	140
G (mm)	25.5	25.5	30.5	37	45.5	52	59	67.5
A (mm)	100	100	100	120	120	158	158	158
H (mm)	40	40	43	51	55.5	75	81	88.5
CH (mm)	22	22	27	32	41	50	55	70
PN (bar)	65	65	65	65	65	40	40	40
Kv (m3/h)	4.1	8.7	28	60	100	95	179	233

Ball valves are marked CE on handle from 1 1/4" to 2" as follow: CE 0425 Cat IIIB+D PS: 5 GAS TS1: -20°C TS2: +60°C

### PRESSURE-TEMPERATURE CHART



### PRESSURE DROP CHART

