




s.90 NPT short

Female/Female
1/4" - 2"



QUALITY

- 24h 100% seal test guaranteed
- Dual sealing system allows valve to be operated in either direction making installation easier
- No metal-to-metal moving parts
- No maintenance ever required
- Handle clearly shows ball position
- Chrome plated brass ball for longer life
- Handle stops on body to avoid stress at stem

BODY

- Hot forged full port sand blasted, unplated brass body and cap sealed with Loctite® or equivalent thread sealant

SEALING

- PTFE self-lubricating seats with flexible-lip design

THREADS

- NPT short taper female by female threads

HANDLE

- Geomet® carbon steel handle with thick PVC dip coating. Handle coating offers both thermal and electrical protection
- Handle removable with valve in service
- **WARNING:** do not exceed reasonable temperature and/or electrical load

STEM

- Blowout-proof nickel plated brass stem
- Maintenance-free, double FPM O-rings at the stem for maximum safety

WORKING PRESSURE & TEMPERATURE

- 600 PSI non-shock cold working pressure
- -40°F/+350°F (-40°C to +170°C)
- **WARNING:** freezing of the fluid in the installation may severely damage the valve

APPROVED BY OR IN COMPLIANCE WITH

- EAC – Declaration of conformity (Russia, Kazakhstan, Belarus)
- RoHS Compliant (EU)

NOTE: approvals apply to specific configurations/sizes only.

OPTIONS

- Oval lockable handle ①
- Patented locking device ②
- Stem extension
- Stainless steel handle (1.4016 / AISI 430) ③
- T-handle ④
- Stubby handle
- **RuB** memory stop is designed to be installed with our stubby handle

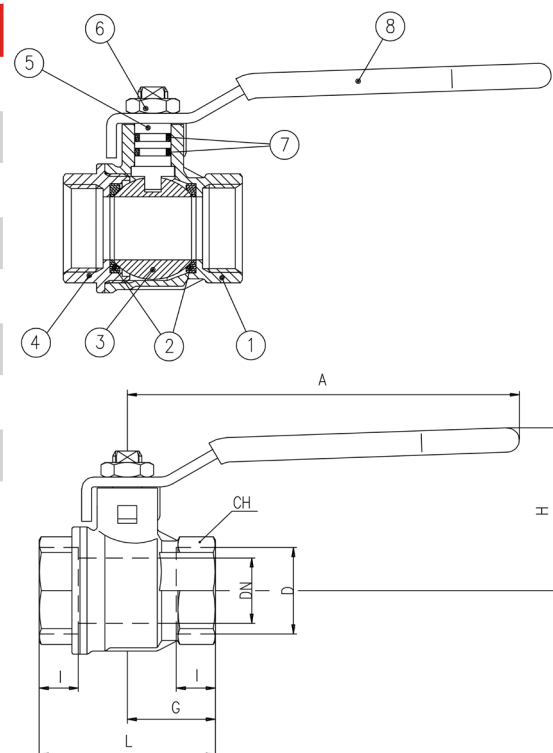


s.90 NPT SHORT XGES90N - 5813

Each user should perform his own tests to find out the suitability for his particular application. BONOMI INDUSTRIES makes no warranty, express or implied, as to the shape, fit or function of a product for any application. Contact us or consult with your supplier for additional information on the suitability of the BONOMI INDUSTRIES products with your specific field of use.



	Part description	Q.ty	Material
1	Unplated NPT body	1	CW617N
2	Seat	2	PTFE
3	Chrome plated ball	1	CW617N
4	Unplated NPT end-cap	1	CW617N
5	Nickel plated stem O-ring design	1	CW617N
6	Geomet® nut	1	C4C (EN10263-2)
7	O-ring	2	FPM
8	Red PVC coated Geomet® steel handle	1	DD11 (EN10111)

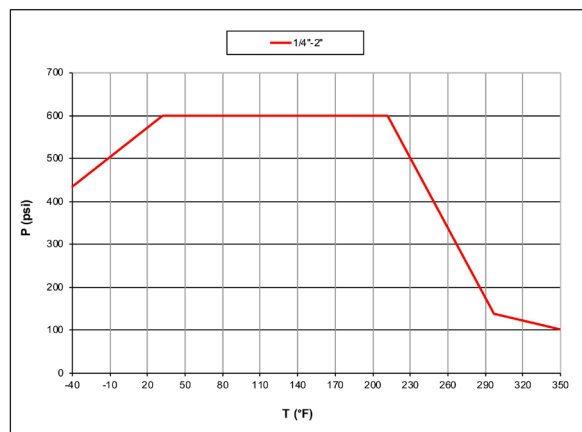


1 1/4"-2" hollow ball

Code	S90B41	S90C41	S90D41	S90E41	S90F41	S90G41	S90H41	S90I41
D (Size)	1/4"	3/8"	1/2"	3/4"	1"	1 1/4"	1 1/2"	2"
DN (inch)	0.315	0.374	0.591	0.748	0.945	1.181	1.496	1.890
I (inch)	0.354	0.354	0.433	0.472	0.551	0.59	0.669	0.748
L (inch)	1.535	1.535	1.968	2.125	2.637	3.031	3.543	4.173
G (inch)	0.767	0.767	0.984	1.062	1.318	1.515	1.771	2.086
A (inch)	3.228	3.228	3.937	4.724	4.724	6.22	6.22	6.22
H (inch)	1.48	1.48	1.679	1.956	2.114	2.858	3.094	3.37
CH (inch)	0.669	0.787	0.984	1.22	1.496	1.889	2.125	2.598
Cv (GPM)	4.5	9.5	32.3	48.5	80.9	92.4	144.4	206.8

DN shows the nominal flow diameter. Actual flow diameter complies with full port DIN 3357 part 4.

PRESSURE-TEMPERATURE CHART



PRESSURE DROP CHART

