




s.51

1/2" - 2"

EN 10226-1

nominal port



Quality

- 24h 100% seal test guaranteed
- Dual sealing system allows valve to be operated in either direction making installation easier
- No metal-to-metal moving parts
- No maintenance ever required
- Handle clearly shows ball position
- Silicone-free lubricant on all seals
- Handle stops on body to avoid stress at stem
- Chrome plated brass ball for longer life with rinse hole

Body

- Hot forged sand blasted, external nickel plated brass body and cap sealed with Loctite® or equivalent thread sealant
- Finest brass according to EN 12165 and EN 12164 specifications

Stem

- Blowout-proof nickel plated brass stem
- Maintenance-free, double FPM O-rings at the stem for maximum safety

Sealing

- Pure PTFE self-lubricating seats with flexible-lip design

Threads

- EN 10226-1 parallel female by female threads

Flow

- Nominal port for compact design

Handle

- Geomet® carbon steel handle with thick PVC dip coating. Handle coating offers both thermal and electrical protection
- Handle removable with valve in service
- **WARNING:** do not exceed reasonable temperature and/or electrical load

Working pressure & temperature

- 30 bar (450 PSI) non-shock cold working pressure
- -40°C to +170°C (-40°F to +350°F)
- **WARNING:** freezing of the fluid in the installation may severely damage the valve

Options

- ISO 228 parallel female by female threads (S.50 model)
- Taper male by parallel female threads
- Stem extension
- T-handle
- Oval lockable handle
- Stainless steel handle (1.4016 / AISI 430)
- Patented locking device
- Stubby handle
- **RuB** memory stop designed to be installed with our stubby handle

PED directive

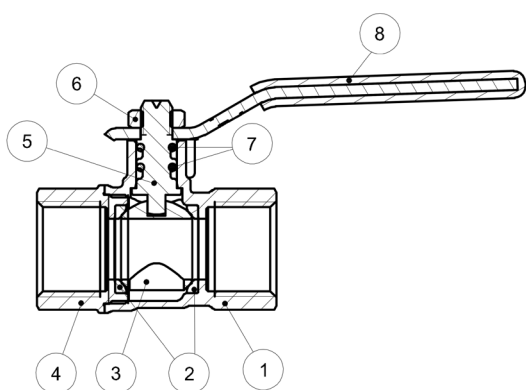
- According to 2014/68/UE module A: it cannot be used with dangerous gases in sizes larger than 25mm

Approved by or in compliance with

- RoHS Compliant (EU)
- EAC – Declaration of conformity (Russia, Kazakhstan, Belarus)
- GOST-R (Russia)

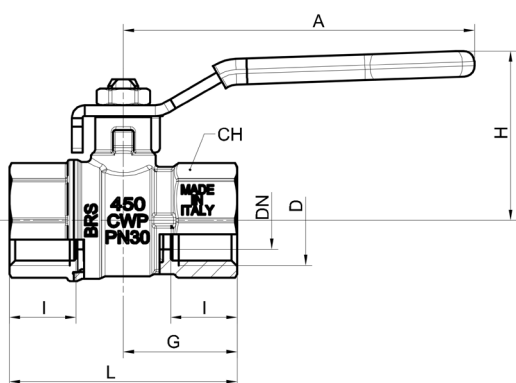
NOTE: approvals apply to specific configurations/sizes only.





1 1/4"-2" hollow ball

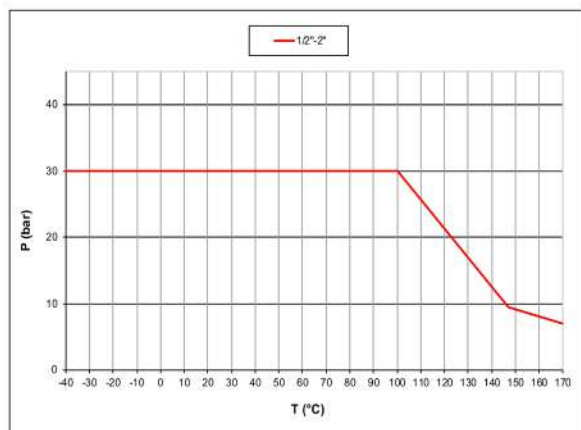
	Part description	Q.ty	Material
1	Nickel plated body (external nickel plated, unplated inside)	1	CW617N
2	Seat	2	PTFE
3	Chrome plated ball with rinse hole	1	CW617N
4	Nickel plated end-cap (external nickel plated, unplated inside)	1	CW617N
5	Nickel plated stem O-ring design	1	CW617N
6	Geomet® nut	1	CB4FF (EN10263-2)
7	O-Ring	2	FPM
8	Red PVC coated Geomet® steel handle	1	DD11 (EN10111)



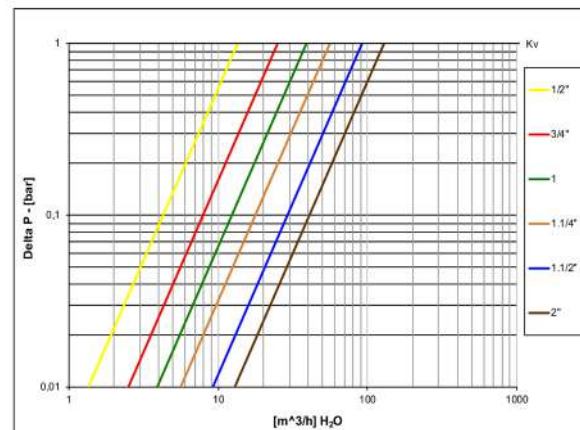
DN shows the nominal flow diameter.
Ball valves are marked CE on handle from 1 1/4" to 2" as follow:
CE XXCODEXX Cat I-A

Code	S51D00	S51E00	S51F00	S51G00	S51H00	S51I00
D (inch)	1/2	3/4	1	1 1/4	1 1/2	2
DN (mm)	13.5	18	22.5	28.5	36	45
I (mm)	15.5	17	21	23	23	26.5
L (mm)	53	62	75.5	89	98	116
G (mm)	26.5	31	37.7	44.5	49	58
A (mm)	82	100	120	120	158	158
H (mm)	39.5	43.5	52	57	75.5	82.5
CH (mm)	25	31	38	48	54	66
Kv (m³/h)	13.5	25	39	56	92	129

Pressure-temperature chart



Pressure drop chart



XCES51 - 5455