



s.195 NPT

3/8" - 1"
standard port gas cock



Quality

- 24h 100% seal test guaranteed
- Dual sealing system allows valve to be operated in either direction making installation easier
- No metal-to-metal moving parts
- No maintenance ever required
- Handle clearly shows ball position
- Silicone-free lubricant on all seals
- Handle stops on body to avoid stresses at stem
- Chrome plated brass ball for longer life

Body

- Hot forged sand blasted, unplated brass body and cap sealed with Loctite® or equivalent thread sealant
- Finest brass according to EN 12165 and EN 12164 specifications

Stem

- Blowout-proof nickel plated brass stem
- Maintenance-free, double FPM O-rings at the stem for maximum safety

Sealing

- Pure PTFE self-lubricating seats with flexible-lip design

Threads

- NPT taper ANSI B.1.20.1 female by female threads

Flow

- Standard port for compact design

Handle

- Aluminum wedge handle enameled red
- **WARNING:** do not exceed reasonable temperature and/or electrical load
- Handle removable with valve in service



Working pressure & temperature

- 450 PSI (30 bar) non-shock cold working pressure
- 250 PSI (17 bar) non-shock working pressure for LP-Gas
- -40°F to +350°F (-40°C / +170°C)
- **WARNING:** freezing of the fluid in the installation may severely damage the valve

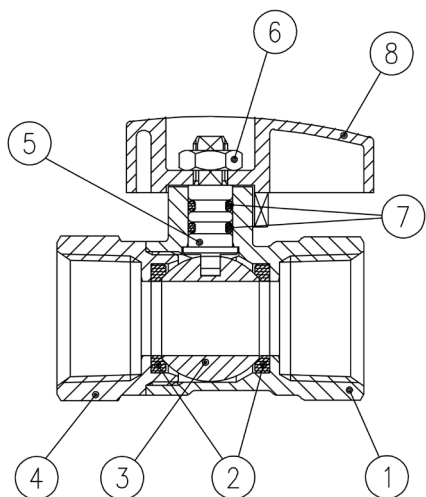
Options

- Stem extension
- T-handle
- Stainless steel handle (1.4016 / AISI 430)
- 3/8" through 1" NPT female by NPT female (suffix 41)
- 3/8", 1/2" and 5/8" flare by flare (suffix 30)
- 1/2" NPT female by 1/2" flare (suffix 31)
- 1/2" NPT male by 1/2" flare (suffix 34)
- 1/2" NPT male by 3/8" flare (suffix 34)
- 1/2" NPT female by 3/8" flare (suffix 33)
- 1/2" flare by 3/8" flare (suffix 32)
- 1/8" NPT side tap for some versions/ sizes

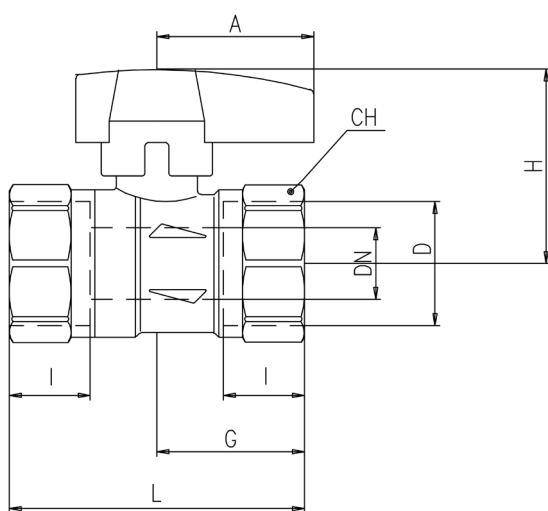
Approved by or in compliance with

- Underwriters Laboratories (United States, Canada):
 - Guide YSDT: LP-Gas shut-off valve
 - Guide YRBX: Flammable liquid shut-off valve
 - Guide YRPV: Gas shut-off valve for use with natural and manufactured gases
 - Guide MHKZ: No. 6 oil at 250°F
- GOST-R (Russia)
- Canadian standards Association (United States, Canada)
- RoHS Complaint (Russia)
- Meeting WW-V-35C Federal U.S. Specification (United States)

NOTE: approvals apply to specific configurations/sizes only..



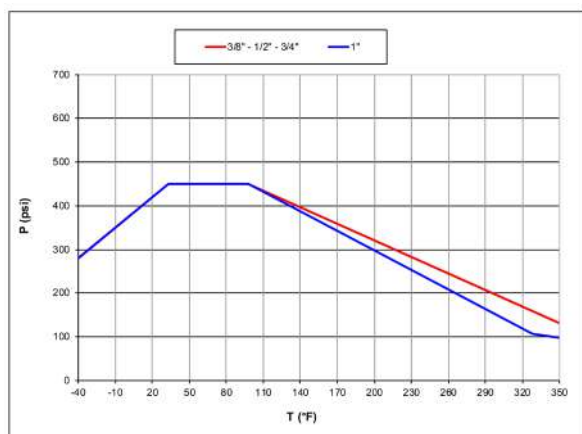
	Part description	Q.ty	Material
1	Sand blasted unplated body	1	CW617N
2	Seat	2	PTFE
3	Chrome plated ball	1	CW617N
4	Sand blasted unplated end-cap	1	CW617N
5	Nickel plated stem O-ring design	1	CW617N
6	Geomet® nut	1	CB4FF (EN10263-2)
7	O-Ring	2	FPM
8	Red T-handle	1	EN AC- 46100



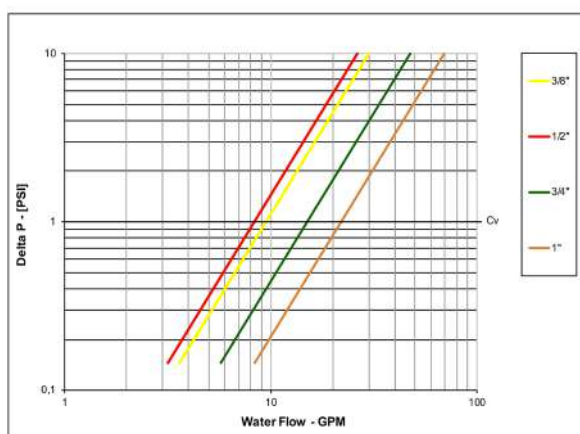
DN shows the nominal flow diameter.

Code	195C41	195D41	195E41	195F41
D (inch)	3/8	1/2	3/4	1
DN (inch)	0.393	0.453	0.590	0.787
I (inch)	0.472	0.610	0.669	0.827
L (inch)	1.772	2.126	2.441	2.835
G (inch)	0.886	1.043	1.220	1.417
A (inch)	1.299	1.299	1.299	1.299
H (inch)	1.437	1.535	1.614	1.752
CH (inch)	0.787	0.984	1.220	1.496
Cv (GPM)	9.5	8.3	15.0	22.0

Pressure-temperature chart



Pressure drop chart



XCE195 - 4314