




s.92 NPT M/F

1/2" - 4"
packing gland



Quality

- 24h 100% seal test guaranteed
- Dual sealing system allows valve to be operated in either direction making installation easier
- No metal-to-metal moving parts
- Handle clearly shows ball position
- Silicone-free lubricant on all seals
- Chrome plated brass ball for longer life
- Handle stops on body to avoid stress at stem

Body

- Hot forged sand blasted, unplated brass body and cap sealed with Loctite® or equivalent thread sealant
- Finest brass according to EN 12165 and EN 12164 specifications

Stem

- Blowout-proof nickel plated brass stem
- Pure PTFE adjustable packing gland and reinforced washer for lower torque and easy maintenance
- Triple stem seals in sizes over 2"

Sealing

- Glass filled pure PTFE self-lubricating seats with flexible-lip design

Threads

- NPT taper ANSI B.1.20.1 male by female threads

Flow

- Full port to DIN 3357 for maximum flow

Handle

- Geomet® carbon steel handle with thick PVC dip coating. Handle coating offers both thermal and electrical protection
- **WARNING:** do not exceed reasonable temperature and/or electrical load

Working pressure & temperature

- 600 PSI (40 bar) up to 2", 450 PSI (30 bar) over 2", (150 WSP -10 bar all sizes) non-shock cold working pressure
- 250 PSI (17 bar) non-shock working pressure for LP-Gas
- *150 psig (10 bar) non-shock steam working pressure. Not suitable for throttling steam
- -40°F/+366°F (-40°C / +185°C)
- **WARNING:** freezing of the fluid in the installation may severely damage the valve

Options up to 2" size

- Stem extension
- T-handle
- Stainless steel handle (1.4016 / AISI 430)
- Oval lockable handle up to 2", round over 2"
- Patented locking device for valves up to 4"
- Female by female NPT threads up to 4"
- Stubby handle

Upon request

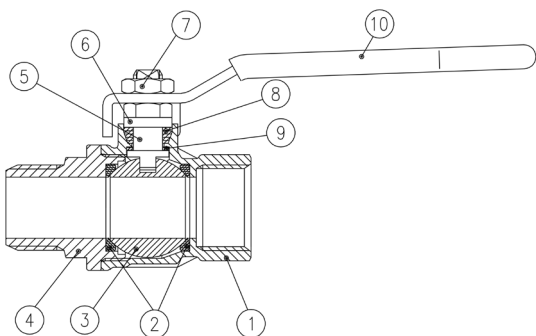
- Stainless steel ball and/or stem (1.4401 / AISI 316)
- Custom design
- Pure PTFE seals

Approved by or in compliance with

- Canadian standards Association (United States, Canada)
- Factory Mutual (United States)
- GOST-R (Russia)
- RoHS Compliant (EU)
- Meeting WW-V-35C Federal U.S. Specification (United States)
- Underwriters Laboratories (United States, Canada):
 - Guide YSDT: LP-Gas shut-off valve
 - Guide YRBX: Flammable liquid shut-off valve
 - Guide YRPV: Gas shut-off valve for use with natural and manufactured gases
 - Guide MHKZ: No. 6 oil at 250°F

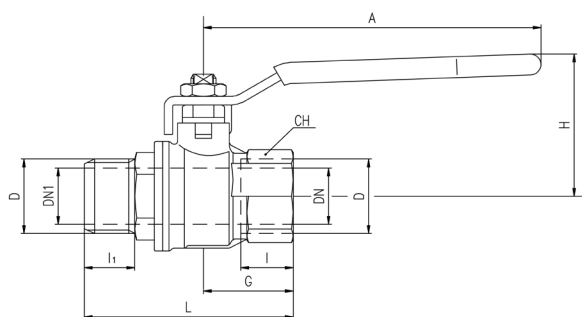
NOTE: approvals apply to specific configurations/sizes only.





1 1/4"-2" hollow ball

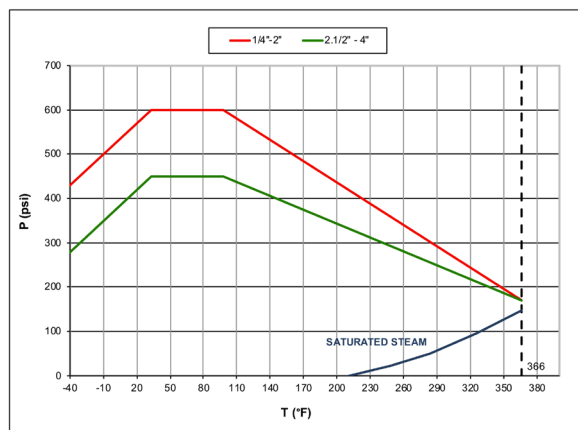
	Part description	Qty	Material
1	Unplated body	1	CW617N
2	Seat	2	PTFE glass filled 5-15%
3	Chrome plated ball	1	CW617N
4	Unplated NPT end-cap	1	CW617N
5	Nickel plated stem packing gland design	1	CW617N
6	Nickel plated gland nut	1	CW617N
7	Geomet® nut	1	CB4FF (EN10263-2)
8	Packing gland seal	1	PTFE
9	Washer	1	PTFE carbon filled 25%
10	Yellow PVC coated Geomet® steel handle	1	DD11 (EN10111)



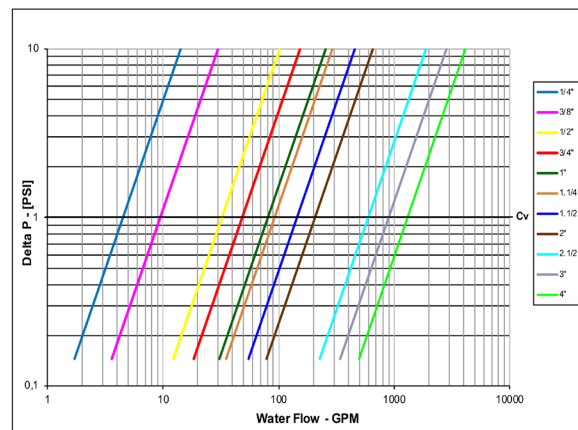
Code	S92B42	S92C42	S92D42	S92E42	S92F42	S92G42	S92H42	S92I42	S92L42	S92M42	S92N42
D (inch)	1/4	3/8	1/2	3/4	1	1 1/4	1 1/2	2	2 1/2	3	4
DN (inch)	0.314	0.393	0.590	0.787	0.984	1.259	1.574	1.968	2.559	3.149	3.937
DN1 (inch)	0.314	0.393	0.590	0.787	0.984	1.259	1.574	1.968	2.205	2.756	3.701
I (inch)	0.472	0.472	0.610	0.669	0.826	0.905	0.905	1.043	1.260	1.377	1.633
I 1 (inch)	0.531	0.531	0.650	0.709	0.866	0.945	0.845	1.083	1.457	1.555	1.732
L (inch)	2.224	2.224	2.756	2.992	3.642	4.173	4.449	5.236	7.106	8.051	9.370
G (inch)	0.885	0.885	1.161	1.259	1.594	1.830	2.007	2.381	3.070	3.484	4.252
A (inch)	3.228	3.228	3.937	4.724	4.724	6.220	6.220	6.220	10.039	10.039	10.039
H (inch)	1.563	1.563	1.695	1.988	2.153	2.988	3.236	3.500	5.196	5.511	6.062
CH (inch)	0.669	0.787	0.984	1.220	1.574	1.929	2.125	2.696	3.346	3.897	4.921
Cv (GPM)	4.5	9.5	32.3	48.5	80.9	92.4	144.4	206.8	596.2	896.5	1305.5

DN shows the nominal flow diameter. Actual flow diameter complies with full port DIN 3357 part4. Stem configuration of valves over 2" is slightly different.

Pressure-temperature chart



Pressure drop chart



XCES92M - 4711