



s.28 DZR

12 - 54 mm compression ends dezincification-resistant

Several governmental authorities recommend use of special alloys for valves handling water in areas where there is a problem of dezincification.

RuB DZR valves are designed to meet such requirements. Through the use of new technology these valves retain the reliability and competitiveness of brass, but are comparable to bronze in corrosion resistance.

Be kind with yourself, make sure the valve that brings you pure fresh water is an **RuB** DZR valve.



Quality

- 24h 100% seal test guaranteed
- Dual sealing system allows valve to be operated in either direction making installation easier
- No metal-to-metal moving parts
- No maintenance ever required
- Handle clearly shows ball position
- Silicone-free lubricant on all seals
- Handle stops on body to avoid stress at stem
- Chrome plated DZR brass ball for longer life

Body

- Hot forged sand blasted DZR unplated body and cap sealed with Loctite® or equivalent thread sealant
- Dezincification resistant ADZ-T and ADZ-P brass approved to SBN- PFS 1983:2 and NR-BFS 1988:18 specifications

Stem

- Maintenance-free, double FPM O-rings at the stem for maximum safety
- Blowout-proof unplated DZR brass stem

Sealing

- Pure PTFE self-lubricating seats with flexible-lip design

Connections

- Compression ends to EN 1254-2 and NKB no.12

Flow

- Full port to DIN 3357 for maximum flow

Handle

- Geomet® carbon steel handle with thick PVC dip coating. Handle coating offers both thermal and electrical protection
- Handle removable with valve in service
- **WARNING:** do not exceed reasonable temperature and/or electrical load

Working pressure & temperature

- 16 bar (230 PSI) non-shock cold working pressure
- -20°C to +120°C (-4°F to +250°F)
- **WARNING:** freezing of the fluid in the installation may severely damage the valve

Options

- T-handle
- Oval lockable handle
- Stainless steel handle (1.4016 / AISI 430)
- Patented locking device
- Compression ends with extended stem for insulation
- Brass stem extension
- Stubby handle
- **RuB** memory stop designed to be installed with our stubby handle

Upon request

- Stainless steel ball (1.4401 / AISI 316)
- Glass filled PTFE seals
- Custom design

PED directive

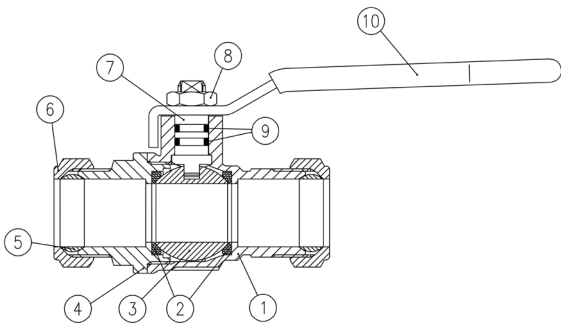
- The product described in this document meets the requirements of PED Directive 2014/68/UE and according to art.4 par.3, it does not require CE marking; it cannot be used with dangerous gases in sizes larger than 25mm

Approved by or in compliance with

- RoHS Compliant (EU)
- GOST-R (Russia)
- Water Regulations Advisory Scheme (United Kingdom)
- Kiwa-Swedcert (Sweden)
- Ri.se. / Boverket (Sweden)

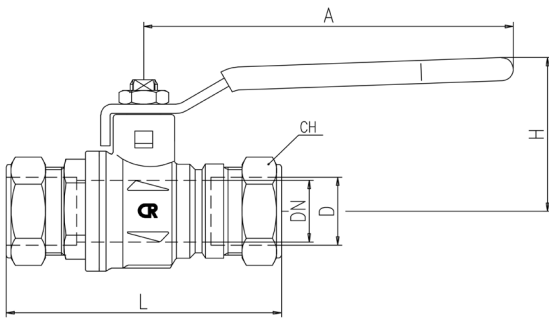
NOTE: approvals apply to specific configurations/sizes only.





Hollow ball for D 35-42-54

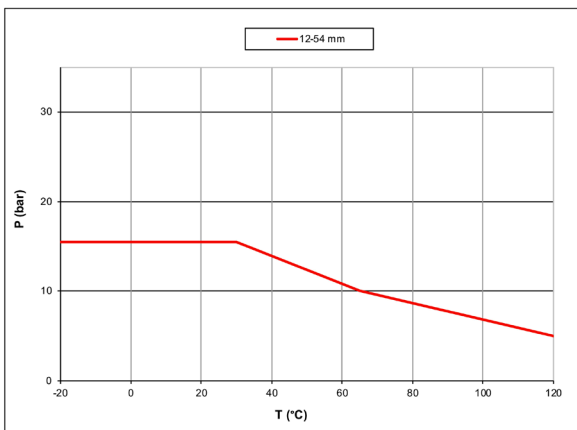
Part description	Q.ty	Material
1 Unplated body	1	CW602N
2 Ball seat	2	PTFE
3 Chrome plated ball	1	CW602N
4 Unplated end-cap	1	CW602N
5 Olive	2	CW603N - CW508L - CW602N
6 Unplated nut	2	CW617N
7 Unplated stem O-ring design	1	CW602N
8 Geomet® nut	1	CB4FF (EN10263-2)
9 O-Ring	2	FPM
10 White PVC coated Geomet® steel handle	1	DD11 (EN10111)



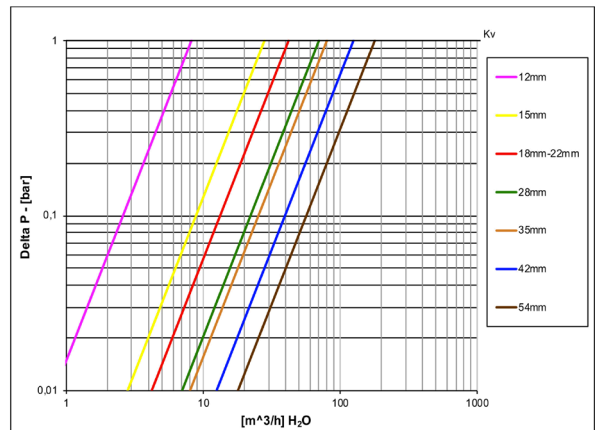
Valve code	S28C12	S28D15	S28D18	S28E22	S28F28	S28G35	S28H42	S28I54
D (mm)	12	15	18	22	28	35	42	54
DN (mm)	10	15	15	20	25	32	40	50
L (mm)	67	72	78.5	79	90.5	110	128.5	142
A (mm)	100	100	100	120	120	158	158	158
H (mm)	38	43	43	50	54	73	79	86
CH (mm)	19	24	27	32	38.5	48	54	70
Kv (m3/h)	8.2	28	28	42	70	80	125	179

DN shows the nominal flow diameter. Actual flow diameter complies with full port DIN 3357 part 4.

Pressure-temperature chart



Pressure drop chart



XCES28 - 4797