




# s.84 EN331 spring return

1/4" - 2"

EN 10226-1

Access to fluid systems in public places could potentially convert into costs and safety problems. In order to avoid unattended valves being left open with negative economic or environmental consequences, **RuB** developed the automatic self-closing valve.

The valve can be opened normally by rotating the handle 90° and when the user releases the handle, the valve shuts off automatically. Best solution for service stations, trucks, public areas, gardens. The same features are also useful in industrial applications, where a valve must not be left open unattended.



## Quality

- 24h 100% seal test guaranteed
- Dual sealing system allows valve to be operated in either direction making installation easier
- No metal-to-metal moving parts
- No maintenance ever required
- Handle clearly shows ball position
- Silicone-free lubricant on all seals
- Travel stops on body to avoid stresses at stem
- Chrome plated brass ball for longer life with rinse hole

## Body

- Hot forged sand blasted, external nickel plated brass body and cap sealed with Loctite® or equivalent thread sealant
- Finest brass according to EN 12165 and EN 12164 specifications

## Stem

- Blowout-proof nickel plated brass stem
- Maintenance-free, double FPM O-rings at the stem for maximum safety

## Sealing

- Pure PTFE self-lubricating seats with flexible-lip design

## Threads

- EN 10226-1, ISO 228 parallel female by female threads

## Flow

- Full port to DIN 3357 for maximum flow

## Handle

- Robust spring ensures auto shutt-off with max pressure in valve
- Geomet® carbon steel handle with thick PVC dip coating. Handle coating offers both thermal and electrical protection

## Working pressure & temperature

- 40 bar (600 PSI) non-shock cold working pressure
- -40°C to +170°C (-40°F to +350°F)
- **WARNING:** freezing of the fluid in the installation may severely damage the valve

## Options

- Stainless steel handle (1.4016 / AISI 430)
- Taper male by parallel female threads

## Upon request

- Stainless steel ball (1.4401 / AISI 316)
- Custom Design

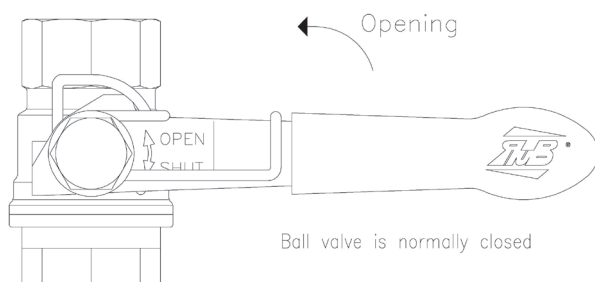
## PED Directive

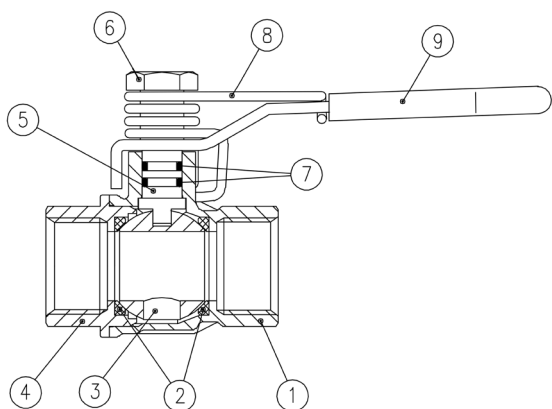
- According to 2014/68/UE module A: it cannot be used with dangerous gases in sizes larger than 25 mm.

## Approved by or in compliance with

- GOST-R (Russia)
- RoHS Compliant (EU)
- EAC – Declaration of conformity (Russia, Kazakhstan, Belarus)

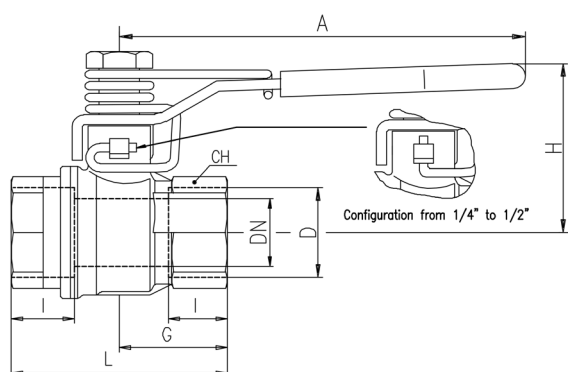
**NOTE:** approvals apply to specific configurations/sizes only.





1 1/4" - 2" hollow ball

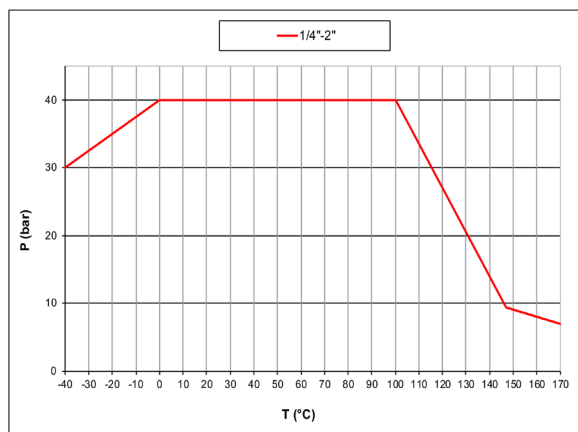
	Part description	Q.ty	Material
1	Nickel plated body (external treatment)	1	CW617N
2	Seat	2	PTFE
3	Chrome plated ball with rinse hole (read rinse hole on sizes from 3/4" up to 2")	1	CW617N
4	Nickel plated end-cap (external treatment)	1	CW617N
5	Nickel plated stem O-ring design	1	CW617N
6	Unplated spring nut	1	CW617N
7	O-Ring	2	FPM
8	Spring return	1	1.4310 (AISI 302)
9	Yellow PVC coated Geomet® steel handle	1	DD11 (EN10111)



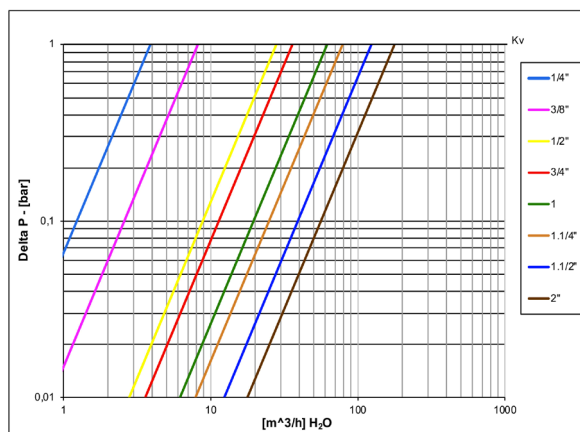
Code	S84B00M	S84C00M	S84D00M	S84E00M	S84F00M	S84G00M	S84H00M	S84I00M
D (Inch)	1/4	3/8	1/2	3/4	1	1 1/4	1 1/2	2
DN (mm)	8	10	15	20	25	32	40	50
I (mm)	12	12	15.5	17	21	23	23	26.5
L (mm)	45	45	59	64	81	93	102	121
G (mm)	22.5	22.5	29.5	32	40.5	46.5	51	60.5
A (mm)	100	100	100	120	120	158	158	158
H (mm)	38	38	43	50	54	73	79	86
CH (mm)	17	20	25	31	40	49	54	68.5
Kv (m3/h)	3.9	8.2	28	36	62	79	124	178

DN shows the nominal flow diameter. Actual flow diameter complies with full port DIN 3357 part 4.  
Ball valves are marked CE on handle from 1 1/4" to 2" as follow: CE XXCODEXX Cat I-A

### Pressure-temperature chart



### Pressure drop chart



XCES84EMR - 4711