



s.50

1/4" - 2"
standard port



Quality

- 24h 100% seal test guaranteed
- Dual sealing system allows valve to be operated in either direction making installation easier
- No metal-to-metal moving parts
- No maintenance ever required
- Handle clearly shows ball position
- Silicone-free lubricant on all seals
- Handle stops on body to avoid stress at stem
- Chrome plated brass ball for longer life with rinse hole (the rinse hole is expected from 1/2" up to 2" sizes)

Body

- Hot forged sand blasted, external nickel plated brass body and cap sealed with Loctite® or equivalent thread sealant
- Finest brass according to EN 12165 and EN 12164 specifications

Stem

- Blowout-proof nickel plated brass stem
- Maintenance-free, double FPM O-rings at the stem for maximum safety

Sealing

- Pure PTFE self-lubricating seats with flexible-lip design

Threads

- ISO 228 parallel female by female threads

Flow

- Full port to DIN 3357 for 1/4" and 3/8" sizes, nominal port for compact design from 1/2" to 2" sizes.

Handle

- Geomet® carbon steel handle with thick PVC dip coating. Handle coating offers both thermal and electrical protection
- Handle removable with valve in service
- **WARNING:** do not exceed reasonable temperature and/or electrical load

Working pressure & temperature

- 40 bar (600 PSI) up to 3/8", 30 bar (450 PSI) over 3/8" non-shock cold working pressure
- -40°C to +170°C (-40°F to +350°F)
- **WARNING:** freezing of the fluid in the installation may severely damage the valve

Options

- EN 10226-1 parallel female by female threads (S.51 model)
- Male by female threads
- Stem extension
- T-handle
- Oval lockable handle
- Stainless steel handle (1.4016 / AISI 430)
- Patented locking device
- Stubby handle
- **RuB** memory stop designed to be installed with our stubby handle

PED directive

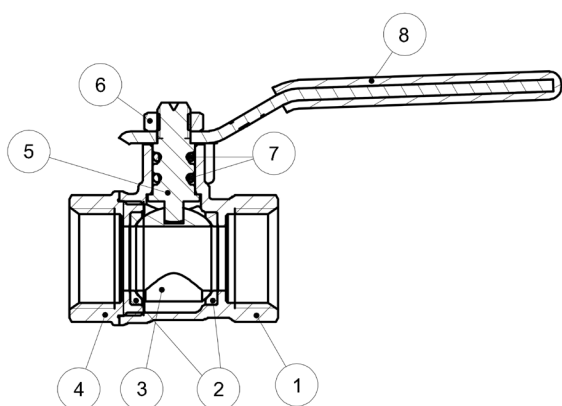
- According to 2014/68/UE module A: it cannot be used with dangerous gases in sizes larger than 25mm

Approved by or in compliance with

- RoHS Compliant (EU)
- EAC – Declaration of conformity (Russia, Kazakhstan, Belarus)
- GOST-R (Russia)

NOTE: approvals apply to specific configurations/sizes only.

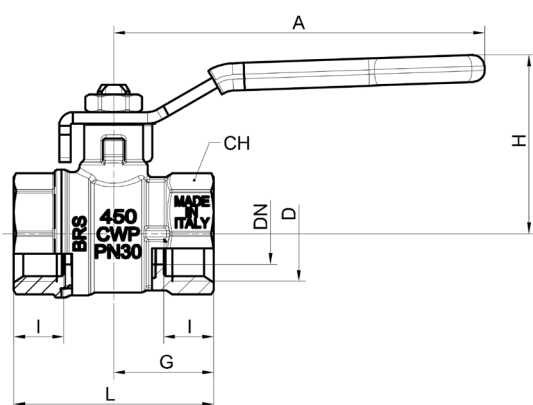




1 1/4"-2" hollow ball

	Part description	Q.ty	Material
1	Nickel plated body (external nickel plated, unplated inside)	1	CW617N
2	Seat	2	PTFE
3	Chrome plated ball with rinse hole (read rinse hole on sizes from 1/2" up to 2")	1	CW617N
4	Nickel plated end-cap (external nickel plated, unplated inside)	1	CW617N
5	Nickel plated stem O-ring design	1	CW617N
6	Geomet® nut	1	CB4FF (EN10263-2)
7	O-Ring	2	FPM
8	Red PVC coated Geomet® steel handle	1	DD11 (EN10111)

NOTE: drawings refer to 1/2" up to 2" sizes

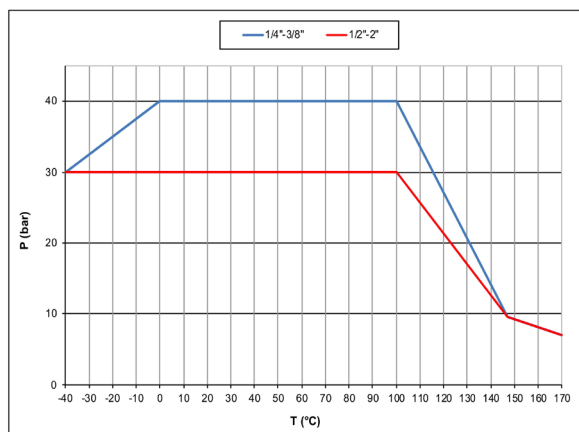


Code	S50B00	S50C00	S50D00	S50E00	S50F00	S50G00	S50H00	S50I00
D (inch)	1/4	3/8	1/2	3/4	1	1 1/4	1 1/2	2
DN (mm)	8	10	13.5	18	22.5	28.5	36	45
I (mm)	9	9	11	12	14	15	17	19
L (mm)	39	39	44	52	61.5	73	86	101
G (mm)	19.5	19.5	22	26	30.7	36.5	43	50.5
A (mm)	82	82	82	100	120	120	158	158
H (mm)	38	38	39.5	43.5	52	57	75.5	82.5
CH (mm)	17	20	25	31	38	48	54	66
Kv (m³/h)	3.9	8.2	13.5	25	39	56	92	129

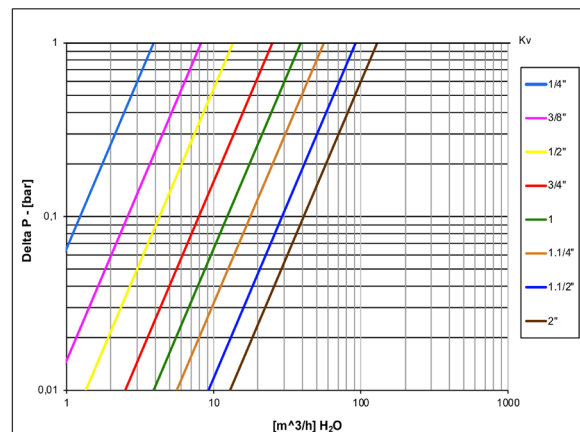
DN shows actual flow diameter. Configuration of valves 1/4" and 3/8" sizes is slightly different.

Ball valves are marked CE on handle from 1 1/4" to 2" as follow:
CE XXCODEXX Cat. I-A

Pressure-temperature chart



Pressure drop chart



XCES50 - 4711